



Delivering Real Value.



Cleveland Faucet Group®

Multi-Family Full Line Price Catalog

Effective February 1, 2018



We know the challenges

At every stage, from helping you select the right fixtures to maintaining them for years, Cleveland Faucet Group® (CFG) provides the exact resources to help make your multi-family properties a success. We see it like this: you need the right people, the right products and the right partnership to get the most from your investment, and we come through for you in all respects.



Introduction to CFG	2-3
Sustainability & Water-Saving Products	10-11

EDGESTONE®

Kitchen.....	16
Bath.....	17
Tub & Shower	18
Accessories.....	22

BAYSTONE®

Kitchen.....	26
Bath.....	27
Tub & Shower	29

CAPSTONE®

Kitchen.....	34
Bath.....	35
Tub & Shower	36

CORNERSTONE®

Kitchen.....	42
Bar	45
Laundry.....	45
Bath.....	46
Tub & Shower	50

FLAGSTONE®

Kitchen.....	58
Bath.....	59

Service Parts & Additional Components ...	60
Valves & Trim	74
Shower Valves At-A-Glance	74
Suggested List Prices	90

of multi-family properties.

The first thing you'll notice is the expertise of your personal sales representative who will help match the appropriate products to your construction and renovation projects and who'll be there whenever you need assistance. Next, you'll appreciate our products' outstanding performance. And always, you'll be impressed with how CFG is second to none in understanding your business and supporting your success.



Our sales team is 200+ strong, and you can be sure your representative will give you the attention you deserve. And since our people average more than 11 years' experience with our company, you can be certain you're receiving an expert perspective. No other team in our industry even comes close to offering our expertise.

200
DIRECT SALES
TEAM MEMBERS



11+
YEARS
AVERAGE
TENURE



Your CFG representative will be one of your greatest resources.

UNSURPASSED SERVICE

We offer unmatched national coverage through our factory-direct sales team. Our people know our products in detail, and you can be sure their recommendations and problem-solving are rooted in fact and research.

They'll not only recommend the right products to meet your needs and improve your bottom line, but they'll also give you the benefit of staying attuned to the latest codes, regulations and green standards. Active in key industry associations, they'll help keep you ahead of the curve.



EXPERT CONSULTATION AND TRAINING

Your CFG representative provides training and support for your people. Our real-world training allows us to work directly with regional and property-level personnel, sharing invaluable time-saving information and ensuring maximum return on investment.



CFG has resources dedicated to supporting our partnership through these key functions: sales, marketing, analytics, customer service, manufacturing, warranty processing and more.

Multi-Family Business Structure

National Director

Regional Maintenance Director

Maintenance Director

Our people are also able to speak knowledgeably with everyone on your team and all influencers on your project, making sure priorities are addressed.

We pride ourselves on the face time and relationships we build at all levels. Ongoing consultation and training are core elements of the way we do business.



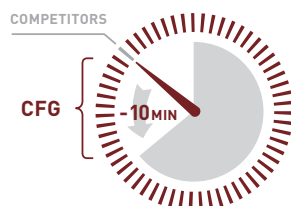
No one knows the demands of multi-family properties better than CFG, and our expertise shows from the way our fixtures are thoughtfully designed to the codes they meet and the way they're installed. Across our product lines, features that provide solutions you need for optimal return on investment go on and on. As a result, you can count on the most dependable, durable faucets, valves and accessories to match every property within your portfolio. And we can assure you the benefits include economizing installation and achieving excellent environmental standards.

Our fixtures are designed to install efficiently and connect quickly.

When you add up the time saved on fixture after fixture across your entire property or portfolio, the benefits to your bottom line are considerable.

FASTER INSTALLATION

On average, our products take **10 minutes less** to install than our competitors.*



OPTIONAL QUICK-INSTALL FLEXIBLE SUPPLY LINES



Select CFG products come with pre-installed 24-inch braided flexible supply lines and 3/8-inch connections that save time and trouble on every project. As you decrease the total number of connections made on-site, you also decrease installation time for each faucet.

QUICK-CONNECT SYSTEM

Standard on all kitchen faucets with side sprays, this installation system snaps hoses together with a telltale “click,” so the installer can be assured the connection is secure. You get easier, faster, leak-free installation with no tools required.

NO MORE TIME-INTENSIVE PUTTY JOBS

On many CFG faucets, non-messy Neoprene™ gaskets on the bottom of the deckplate take the place of plumber’s putty to prevent leaks while also saving on materials costs.

PRE-INSTALLED SHOWER VALVE CONNECTIONS

CFG shower valves are available with a variety of pipe-fitting connections. In addition, we’ve pre-installed these connections, so you don’t have to do it on-site.

PRO-FIT™ INSTALLATION SYSTEM



Designed with input from professional installers, the Moen® Pro-Fit installation system is quick and easy — drill it, screw it, click it.

The single-screw mounting system uses a pre-attached hollow wall anchor for a fast and solid installation. We have eliminated the hassle of set screws with a simple locking tab that holds the Pro-Fit posts firmly in place.

*Based on a third-party administered survey of property managers and maintenance personnel, commissioned by Moen.



PERFORMANCE

We set the standard for design and dependability.

From the materials we use to all the thought that goes into our fixtures, you can be sure of products you can rely on for years.

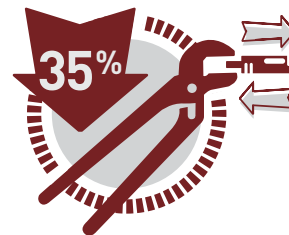
CERAMIC DISC TECHNOLOGY

Both one-handle and two-handle CFG faucets are made with high-quality ceramic disc cartridges.

Ceramic disc cartridges are made from ultra-hard aluminum oxide that stands up to severe temperature changes, water conditions and supply line debris.

They are nearly maintenance free and are very durable in a variety of water conditions.

A survey of property managers and maintenance managers reported **35 percent fewer cartridge replacements*** than competitor faucets.




PVD FINISHES

Our PVD finishes maintain aesthetics and reduce maintenance and tarnish issues. PVD technology is both robust and versatile, allowing for long-lasting great looks in the bath or kitchen.



DIMENSION™ TUB/SHOWER VALVE

Thanks to our versatile valve body, a simple switch of the cartridge converts the valve from cycling to volume control. The valve design also provides great flexibility with installation options available for thick- and thin-wall applications, as well as back-to-back applications, perfect for multi-family housing.



*Based on a third-party administered survey of property managers and maintenance personnel, commissioned by Moen.



STANDARD-SETTING DURABILITY

With the tough, high-use demands of multi-family environments, durable fixtures are nothing less than essential. We asked an independent third party to test ours, and their **50,000-cycle handle strength test**** validated that our products outperform many branded and private label competitors.



CODES AND COMPLIANCE

CFG products are third-party certified to meet regulatory requirements including the following:

- CSA Group
- NSF International Certification
- American Society of Mechanical Engineers/
American National Standards Institute
- IAPMO Research and Testing Certification
- American Society of Safety Engineers
- California Energy Commission (CEC)

MANUFACTURED IN THE USA

CFG is committed to providing faucets that comply with the Buy American Act (BAA), so we offer a selection of faucets that comply with these standards. For details on these SKUs, please contact your CFG representative.



ADA COMPLIANCE

All CFG faucets are Americans with Disabilities Act (ADA) compliant unless noted.



**50,000-cycle handle strength test witnessed and validated by OnSpeX(CSA).

We provide sustainable solutions for our environment.

OUR COMMITMENT

CFG is determined to be an industry leader for outstanding sustainability practices in both products offered and business processes employed. We offer an array of water-saving solutions that include lavatory, shower and kitchen products.



WaterSense®-Certified Products

CFG offers a complete line of water-saving solutions that includes lavatory and shower products.



Kitchen

KITCHEN FAUCETS

All kitchen faucets (pullout, pulldown and fixed spout) are manufactured with a 1.5 gpm aerator.

- use up to 30% less water[†]
- comply with California Energy Commission (CEC) regulations, kitchen sink faucets flow at a max 1.8 gpm



FLOW-OPTIMIZED AERATOR KITS

- use up to 30% less water[†]
- provide an easy, low-cost retrofit to any existing faucet

[†]Kitchen and lavatory faucets and flow-optimized aerator kits use up to 30% less water compared to 2.2 gpm aerators. Showers use up to 30% less water compared to 2.5 gpm showerheads.



LEED® Expertise

Our designs can help reduce water consumption, energy costs and sewer bills with the added benefit of achieving certifications, such as those from LEED, the most widely used third-party verification for green buildings.* At the same time, we want to help you balance conservation with essential function in order to maintain the highest quality experiences for residents and ensure sanitation. With our aid, you can build beautifully efficient properties without downgrading consumer experience or increasing health risks.



Bath

LAVATORY FAUCETS

All lavatory faucets are manufactured to meet WaterSense criteria.




- use up to 45% less water[†]
- comply with California Energy Commission (CEC) regulation, bathroom sink faucets flow at 1.2 gpm

Shower

WATER-SAVING SHOWERHEADS

Maximize LEED points with WaterSense-labeled showerheads.



- 1.75 gpm and 1.5 gpm
- use up to 30% less water[†]
- IAPMO Green listed
- available as a stand-alone item or as an option on all Edgestone®, Baystone®, Capstone® and Cornerstone® trim kits

*Projects pursuing LEED certification earn points across several areas that address sustainability issues, and based on the number of points achieved, a project receives one of four LEED rating levels: Certified, Silver, Gold and Platinum.



PARTNERSHIP

While enjoying excellent personal service from your CFG representative, you may never know how many of our team members are constantly working on your behalf. But the fact is, supporting multi-family customers and MRO wholesalers is our highest priority, and we have all the bench-strength you could need. From senior managers happy to share strategic insights with you to all who provide services and back up our warranties, our people are here to help. Plus, we've thought through everything you need from efficient purchasing to time-sensitive delivery to long-term support and satisfaction.



Our dedication shows in everything we provide, planned with you in mind.

STRATEGIC ADVANTAGES

Because we understand your needs, we offer a range of products that give you the benefit of a single spec across your portfolio of properties. In addition, we've standardized the working parts of our faucets and valves to make maintenance more efficient. And thanks to our ready availability of inventory, we can always meet your needs.

10-YEAR LIMITED WARRANTY

CFG offers the multi-family industry's most comprehensive 10-Year Limited Warranty on Edgestone®, Baystone®, Capstone® and Cornerstone®. CFG warrants to the original consumer or purchaser, for a period of up to 10 years from the original date of purchase when installed in a multi-family application, that the faucet will be free from defects in materials and manufacturing workmanship.



**For complete details,
call 1-877-MOEN-PRO or contact
your CFG sales representative.**

CFGonline.com

We've designed CFGonline.com to be an indispensable tool for getting you the information you need. Visit CFGonline.com to:

- View product information
- Download catalogs, spec sheets and price lists
- Reference our "Where to Buy" guide
- Watch installation videos
- Check out our easy-to-use training site, where you can find everything you need from installation to troubleshooting information

CFGonline.com/CFG101



Edgestone®



On-trend modern design.



Today's design-savvy residents naturally seek out housing that reflects the latest trends. With the introduction of sleekly minimalist Edgestone, CFG helps multi-family properties satisfy the need for an upscale modern look from kitchen to bath while still offering low total cost of ownership. Extending its aesthetic, Edgestone also includes matching bath accessories.

Greystar® Innovation Apartment Homes in Greenville, South Carolina, feature Edgestone products.



TEN-YEAR **10** LIMITED WARRANTY



Chrome



Brushed
Nickel*



Classic
Stainless*

*All Brushed Nickel and Classic Stainless faucets feature PVD technology.



Kitchen

Edgestone®

CFG Advantage

FLEXIBLE SUPPLY LINES

One-handle Edgestone faucets have optional 24" flexible supply lines, pre-installed with a 3/8" connection, providing significant labor cost savings.



Faucets

ONE-HANDLE KITCHEN



MODEL NO.	LIST PRICE	FINISH	DESCRIPTION	CASE QTY.	WT. EA. LBS.
46201	223.90	Chrome	One-handle kitchen with	3	5.90
46201CSL	313.35	Classic Stainless	pull-down spout and flex supplies	3	5.90
			• Quick-install 24" flexible supply lines and 3/8" connections		
			• 1.5 gpm (5.7 lpm)		
			• Lever handle		
			• 1- or 3-hole application		
			• Deckplate included for 3-hole application		
			• Self-retracting wand stream and spray functionality		
			• All CFG faucets are ADA compliant except the Edgestone one-handle kitchen pull-down wand		

ONE-HANDLE BATH



46100	151.20	Chrome	One-handle centerset lav	6	4.00
46100BN	206.00	Brushed Nickel	with 50/50 waste assembly	6	4.00
			• 1/2" IPS connections		
			• Lever handle		
			• 1- or 3-hole application		
			• Deckplate included for 3-hole application		

Edgestone

CFG Advantage

CERAMIC DISC CARTRIDGE

Nearly maintenance-free and very durable in a variety of water conditions, ceramic disc cartridges are made from ultra-hard aluminum oxide that stands up to severe temperature changes, water conditions and supply line debris.

Bath

Faucets

ONE-HANDLE BATH



MODEL NO.	LIST PRICE	FINISH	DESCRIPTION	CASE QTY.	WT. EA. LBS.
46103	137.40	Chrome	One-handle centerset lav	6	4.00
46103BN	192.30	Brushed Nickel	without waste assembly	6	4.00
			• 1/2" IPS connections		
			• Lever handle		
			• 1- or 3-hole application		
			• Deckplate included for 3-hole application		



46102	163.25	Chrome	One-handle centerset lav	6	3.30
46102BN	218.05	Brushed Nickel	with 50/50 waste assembly	6	3.30
			• Quick-install 24" flexible supply lines and 3/8" connections		
			• Lever handle		
			• 1- or 3-hole application		
			• Deckplate included for 3-hole application		



46101	148.30	Chrome	One-handle centerset lav	6	3.90
46101BN	203.65	Brushed Nickel	without waste assembly	6	3.90
			• Quick-install 24" flexible supply lines and 3/8" connections		
			• Lever handle		
			• 1- or 3-hole application		
			• Deckplate included for 3-hole application		





Edgestone®

CFG Advantage

FOUR-FUNCTION SHOWERHEAD

Packing in greater value, CFG showerheads customize the showering experience with four easily adjustable settings.

Tub & Shower

Tub/Shower Trim

CYCLING TRIM



MODEL NO.	LIST PRICE	FINISH	DESCRIPTION	CASE QTY.	WT. EA. LBS.
46301CGR	66.45	Chrome	One-Handle – tub/shower trim	12	2.50
46301CBNGR	123.10	Brushed Nickel	kit for use with pressure-balancing cycling valves	12	2.50
			• Water-saving showerhead		
			• 1.75 gpm (6.65 lpm)		
			• Escutcheon, lever handle, head, arm, flange and zinc slip fit tub spout		
			• Matching finish spray face		



46302CGR	53.10	Chrome	One-Handle – shower-only trim	12	1.67
46302CBNGR	112.00	Brushed Nickel	kit for use with pressure-balancing cycling valves	12	1.67
			• Water-saving showerhead		
			• 1.75 gpm (6.65 lpm)		
			• Escutcheon, lever handle, head, arm and flange		
			• Matching finish spray face		



T46301NH	54.70	Chrome	One-Handle – tub/shower trim	12	2.50
T46301NHBN	101.40	Brushed Nickel	kit for use with pressure-balancing cycling valves	12	2.50
			• Escutcheon, lever handle, arm, flange and zinc slip fit tub spout		
			• Showerhead sold separately		



Tub/Shower Trim

CYCLING TRIM



MODEL NO.	LIST PRICE	FINISH	DESCRIPTION	CASE QTY.	WT. EA. LBS.
T46302NH	43.75	Chrome	One-Handle – shower-only trim	12	1.67
T46302NHBN	92.30	Brushed Nickel	kit for use with pressure-balancing cycling valves	12	1.67
			• Escutcheon, lever handle, arm and flange		
			• Showerhead sold separately		

SHOWERHEADS

8" shower arm sold separately. See page 73.



47401GR	40.00	Chrome	CFG 6½" Rainshower	12	0.89
47401GRBN	68.00	Brushed Nickel	• 1.75 gpm flow rate	12	0.89
47401GROWB	90.35	Old World Bronze		12	0.89



48401GR	40.00	Chrome	CFG Four-Function Showerhead	12	0.54
48401GRBN	68.00	Brushed Nickel	• 1.75 gpm flow rate	12	0.54
48401GROWB	90.35	Old World Bronze		12	0.54



42018GR15	20.55	Chrome	CFG Standard Showerhead	12	0.48
42018GR15BN	36.95	Brushed Nickel	• 1.5 gpm flow rate	12	0.48
42018GR15OWB	49.15	Old World Bronze		12	0.48

Tub/Shower Valves

CYCLING VALVES



MODEL NO.	LIST PRICE	OUTLET	DESCRIPTION	CASE QTY.	WT. EA. LBS.
45311	94.15	Male IPS/CC	Tub/Shower Valve – pressure-balancing	12	2.79
45317	94.15	Female IPS	in-wall cycling valve with temperature with shut-off stops	12	2.69
			• 1/2" connections		
			• Point-of-use reversibility		
			• Ceramic disc cartridge		
			• Adjustable temperature limit stops		
			• With check valves		



45312	83.25	Male IPS/CC	Tub/Shower Valve – pressure-balancing	12	1.58
45318	83.25	Female IPS	in-wall cycling valve without shut-off stops	12	2.25
			• 1/2" connections		
			• Point-of-use reversibility		
			• Ceramic disc cartridge		
			• Adjustable temperature limit stops		
			• With check valves		



45313	115.50	Copper Tube	Tub/Shower Valve – pressure-balancing in-wall cycling valve without shut-off stops	12	3.07
			• This item must be purchased in case quantity		
			• Inlets – 1/2" PEX adapters, 90° elbow, pointing down		
			• Shower outlet – 1/2" PEX adapter, straight		
			• Ceramic disc cartridge		
			• Adjustable temperature limit stops		
			• With check valves		

Tub/Shower Valves

CYCLING VALVES



MODEL NO.	LIST PRICE	OUTLET	DESCRIPTION	CASE QTY.	WT. EA. LBS.
45319	111.40	Male IPS/CC	Tub/Shower Valve – pressure-balancing in-wall cycling valve without shut-off stops	6	2.77
<ul style="list-style-type: none"> • This item must be purchased in case quantity • Inlets – 1/2" PEX adapters, 90° elbow, pointing down • Shower outlet – 1/2" PEX adapter, straight • Ceramic disc cartridge • Adjustable temperature limit stops • With check valves 					



45320	121.75	Male IPS/CC	Tub/Shower Valve – pressure-balancing in-wall cycling valve with shut-off stops	6	3.00
<ul style="list-style-type: none"> • Inlets – 1/2" PEX adapters, 90° elbow, pointing down • Shower outlet – 1/2" PEX adapter, straight • Ceramic disc cartridge • Adjustable temperature limit stops • With check valves 					



45321	109.85	Male CPVC	Tub/Shower Valve – pressure-balancing in-wall cycling valve with shut-off stops	6	3.53
<ul style="list-style-type: none"> • 1/2" connections • Point-of-use reversibility • Ceramic disc cartridge • Adjustable temperature limit stops • With check valves 					

Edgestone®

CFG Advantage

PRO-FIT™ INSTALLATION SYSTEM

The single-screw mounting system uses a pre-attached hollow wall anchor for a fast and solid installation to save you time without the hassle of set screws. You just drill it, screw it and click it.



Accessories

Accessories



PRO-FIT
INSTALLATION SYSTEM

MODEL NO.	LIST PRICE	FINISH	DESCRIPTION	CASE QTY.	WT. EA. LBS.
YB4609CH	14.75	Chrome	Paper holder	50	1.03
YB4609BN	17.20	Brushed Nickel	Paper holder	50	1.03



PRO-FIT
INSTALLATION SYSTEM

YB4603CH	7.05	Chrome	Single robe hook	50	0.66
YB4603BN	9.90	Brushed Nickel	Single robe hook	50	0.66



PRO-FIT
INSTALLATION SYSTEM

YB4686CH	14.25	Chrome	Towel ring	50	0.54
YB4686BN	17.35	Brushed Nickel	Towel ring	50	0.54



PRO-FIT
INSTALLATION SYSTEM

YB8081	10.90	N/A	Installation template	—	—
			• Built-in level		
			• Sold separately		



Accessories



PRO-FIT
INSTALLATION SYSTEM

MODEL NO.	LIST PRICE	FINISH	DESCRIPTION	CASE QTY.	WT. EA. LBS.
YB4698CH	3.15	Chrome	18" towel bar	50	0.09
YB4698BN	3.70	Brushed Nickel	• Use with mounting posts, sold separately	50	0.09



PRO-FIT
INSTALLATION SYSTEM

YB4694CH	4.10	Chrome	24" towel bar	50	0.13
YB4694BN	4.75	Brushed Nickel	• Use with mounting posts, sold separately	50	0.13



PRO-FIT
INSTALLATION SYSTEM

YB4600CH	16.55	Chrome	Posts for towel bar	50	0.98
YB4600BN	20.15	Brushed Nickel	• For use with towel bar, sold separately	50	0.98

Accessories cannot be placed on the same purchase order as faucets.

Baystone®



From kitchen to bath, Baystone's graceful lines blend beautifully with a host of design styles. Popular design finishes as well as platform offerings provide even greater design flexibility.

Spectrum Properties' The Mint in Charlotte, North Carolina, features Baystone products.



TEN-YEAR **10** LIMITED WARRANTY



Chrome



Brushed
Nickel*



Classic
Stainless*

*All Brushed Nickel and Classic Stainless faucets feature PVD technology.



Baystone®

CFG Advantage

PVD FINISHES

Available on select finishes, our PVD process helps reduce maintenance and tarnish issues for long-lasting aesthetics.



Faucets

ONE-HANDLE



MODEL NO.	LIST PRICE	FINISH	DESCRIPTION	CASE QTY.	WT. EA. LBS.
CA42519	217.25	Chrome	One-handle kitchen with	3	7.56
CA42519CSL	285.10	Classic Stainless	pull-down spout and flex supplies	3	7.00
			• 1.5 gpm (5.7 lpm)		
			• Lever handle		
			• 1- or 3-hole application		
			• Deckplate included for 3-hole application		
			• Quick-install 24" flexible supply lines		
			and 3/8" connections		
			• Stream and spray functionality		
			• All CFG faucets are ADA compliant except the		
			Baystone one-handle kitchen pull-down wand		



CA42511	140.85	Chrome	One-handle kitchen	6	4.40
CA42511CSL	193.30	Classic Stainless	• 1.5 gpm (5.7 lpm)	6	4.50
			• Lever handle		
			• 1- or 3-hole application		
			• Deckplate included for 3-hole application		
			• 1/2" IPS connections		



CA42513	162.90	Chrome	One-handle kitchen with	6	4.96
CA42513CSL	215.25	Classic Stainless	matching side spray	6	5.00
			• 1.5 gpm (5.7 lpm)		
			• Lever handle		
			• 2- or 4-hole application		
			• Deckplate included for 4-hole application		
			• 1/2" IPS connections		
			• Quick-connect side spray installation		

Baystone

CFG Advantage

NO MORE PUTTY JOBS

On many CFG faucets, Neoprene™ gaskets on the bottom of the deckplate take the place of plumber's putty to prevent leaks, saving you time and money, including materials costs.

Bath

Faucets

ONE-HANDLE



MODEL NO.	LIST PRICE	FINISH	DESCRIPTION	CASE QTY.	WT. EA. LBS.
CA42711	153.75	Chrome	One-handle center set lav	6	4.63
CA42711BN	208.35	Brushed Nickel	with 50/50 waste assembly	6	2.34
			• Lever handle		
			• 1- or 3-hole application		
			• Deckplate included for 3-hole application		
			• 1/2" IPS connections		



CA42712	166.00	Chrome	One-handle center set lav	6	4.60
CA42712BN	220.50	Brushed Nickel	with 50/50 waste assembly	6	4.63
			• Lever handle		
			• 1- or 3-hole application		
			• Deckplate included for 3-hole application		
			• Quick-install 24" flexible supply lines and 3/8" connections		



CA42717	139.70	Chrome	One-handle center set lav	6	3.86
			without waste assembly		
			• Lever handle		
			• 1- or 3-hole application		
			• Deckplate included for 3-hole application		
			• Lift rod hole with plug button		
			• 1/2" IPS connections		

Bath Faucets

TWO-HANDLE



MODEL NO.	LIST PRICE	FINISH	DESCRIPTION	CASE QTY.	WT. EA. LBS.
CA42111	176.05	Chrome	Two-handle widespread lav	6	5.80
CA42111BN	238.40	Brushed Nickel	with 50/50 waste assembly	6	6.00
			• Lever handles		
			• 3-hole application		
			• Installs on 8"–16" centers		
			• 1/2" IPS connections		



CA42211	106.75	Chrome	Two-handle centerset lav	6	4.01
CA42211BN	144.65	Brushed Nickel	with 50/50 waste assembly	6	4.03
			• Lever handles		
			• 3-hole application		
			• 1/2" IPS connections		



CA42213	91.50	Chrome	Two-handle centerset lav	6	3.23
CA42213BN	128.25	Brushed Nickel	without waste assembly	6	3.27
			• Lever handles		
			• 3-hole application		
			• 1/2" IPS connections		

Baystone®

CFG Advantage

HIGH-DEMAND RAINSHOWER

Nothing surpasses the even, steady spray of a rainshower for delivering the ultimate relaxation, making CFG showerheads more desirable than ever.

Tub & Shower

Tub/Shower Trim

CYCLING TRIM



MODEL NO.	LIST PRICE	FINISH	DESCRIPTION	CASE QTY.	WT. EA. LBS.
T42311C	63.70	Chrome	One-Handle – tub/shower trim	12	2.59
T42311CBN	117.35	Brushed Nickel	kit for use with pressure-balancing cycling valves	12	2.70
			• 2.5 gpm (9.5 lpm)		
			• Escutcheon, lever handle, head, arm, flange and zinc slip fit tub spout		
			• Matching finish spray face		



T42315C	51.55	Chrome	One-Handle – shower-only trim	12	1.79
T42315CBN	106.75	Brushed Nickel	kit for use with pressure-balancing cycling valves	12	1.80
			• 2.5 gpm (9.5 lpm)		
			• Escutcheon, lever handle, head, arm and flange		
			• Matching finish spray face		



T42311CGR	74.80	Chrome	One-Handle – tub/shower trim	12	2.59
T42311CBNGR	136.60	Brushed Nickel	kit for use with pressure-balancing cycling valves	12	2.64
			• Water-saving showerhead		
			• 1.75 gpm (6.65 lpm)		
			• Escutcheon, lever handle, head, arm, flange and zinc slip fit tub spout		
			• Matching finish spray face		

Tub/Shower Trim

CYCLING TRIM



MODEL NO.	LIST PRICE	FINISH	DESCRIPTION	CASE QTY.	WT. EA. LBS.
T42315CGR	61.75	Chrome	One-Handle – shower-only trim	12	1.75
T42315CBNGR	126.10	Brushed Nickel	kit for use with pressure-balancing cycling valves	12	1.80
			• Water-saving showerhead		
			• 1.75 gpm (6.65 lpm)		
			• Escutcheon, lever handle, head, arm and flange		
			• Matching finish spray face		



T42311NH	57.05	Chrome	One-Handle – tub/shower trim	12	2.59
T42311NHBN	104.65	Brushed Nickel	kit for use with pressure-balancing cycling valves	12	2.59
			• Escutcheon, lever handle, arm, flange and zinc slip fit tub spout		
			• Showerhead sold separately		



T42315NH	46.70	Chrome	One-Handle – shower-only trim	12	1.75
T42315NHBN	95.95	Brushed Nickel	kit for use with pressure-balancing cycling valves	12	1.75
			• Escutcheon, lever handle, arm and flange		
			• Showerhead sold separately		

SHOWERHEADS

8" shower arm sold separately. See page 73.



47401GR	40.00	Chrome	CFG 6½" Rainshower	12	0.89
47401GRBN	68.00	Brushed Nickel	• 1.75 gpm flow rate	12	0.89
47401GROWB	90.35	Old World Bronze		12	0.89



48401GR	40.00	Chrome	CFG Four-Function Showerhead	12	0.54
48401GRBN	68.00	Brushed Nickel	• 1.75 gpm flow rate	12	0.54
48401GROWB	90.35	Old World Bronze		12	0.54



42018GR15	20.55	Chrome	CFG Standard Showerhead	12	0.48
42018GR15BN	36.95	Brushed Nickel	• 1.5 gpm flow rate	12	0.48
42018GR15OWB	49.15	Old World Bronze		12	0.48

Tub/Shower Valves

CYCLING VALVES



MODEL NO.	LIST PRICE	OUTLET	DESCRIPTION	CASE QTY.	WT. EA. LBS.
45311	94.15	Male IPS/CC	Tub/Shower Valve – pressure-balancing	12	2.79
45317	94.15	Female IPS	in-wall cycling valve with shut-off stops	12	2.69
			<ul style="list-style-type: none"> • ½" connections • Point-of-use reversibility • Ceramic disc cartridge • Adjustable temperature limit stops • With check valves 		



45312	83.25	Male IPS/CC	Tub/Shower Valve – pressure-balancing	12	1.58
45318	83.25	Female IPS	in-wall cycling valve without shut-off stops	12	2.25
			<ul style="list-style-type: none"> • ½" connections • Point-of-use reversibility • Ceramic disc cartridge • With check valves 		



45313	115.50	Copper Tube	Tub/Shower Valve – pressure-balancing	12	3.07
			in-wall cycling valve without shut-off stops		
			<ul style="list-style-type: none"> • This item must be purchased in case quantity • Inlets – ½" PEX adapters, 90° elbow, pointing down • Shower outlet – ½" PEX adapter, straight • Ceramic disc cartridge • Adjustable temperature limit stops • With check valves 		



45319	111.40	Male IPS/CC	Tub/Shower Valve – pressure-balancing	6	2.77
			in-wall cycling valve without shut-off stops		
			<ul style="list-style-type: none"> • This item must be purchased in case quantity • Inlets – ½" PEX adapters, 90° elbow, pointing down • Shower outlet – ½" PEX adapter, straight • Ceramic disc cartridge • Adjustable temperature limit stops • With check valves 		



45320	121.75	Male IPS/CC	Tub/Shower Valve – pressure-balancing	6	3.00
			in-wall cycling valve with shut-off stops		
			<ul style="list-style-type: none"> • Inlets – ½" PEX adapters, 90° elbow, pointing down • Shower outlet – ½" PEX adapter, straight • Ceramic disc cartridge • With check valves 		



45321	109.85	Male CPVC	Tub/Shower Valve – pressure-balancing	6	3.53
			in-wall cycling valve with shut-off stops		
			<ul style="list-style-type: none"> • ½" connections • Point-of-use reversibility • Ceramic disc cartridge • Adjustable temperature limit stops • With check valves 		

Capstone®



Customer-pleasing traditional look.



With its two-handle faucets for the kitchen and bath, Capstone fulfills the need for classic styling while standing up to the rigors of multi-family properties. In addition, a one-handle pullout option for the kitchen and handheld showers for the bath add even more functionality to this collection. Feature upgrades offer valuable options.



TEN-YEAR **10** LIMITED WARRANTY



Chrome



Brushed
Nickel*



Classic
Stainless*



Stainless*



Old World
Bronze

*All Brushed Nickel and Classic Stainless faucets feature PVD technology.



Kitchen

Capstone®

CFG Advantage

CERAMIC DISC CARTRIDGE

Nearly maintenance-free and very durable in a variety of water conditions, ceramic disc cartridges are made from ultra-hard aluminum oxide that stands up to severe temperature changes, water conditions and supply line debris.

Faucets

ONE-HANDLE



MODEL NO.	LIST PRICE	FINISH	DESCRIPTION	CASE QTY.	WT. EA. LBS.
CA40519	189.95	Chrome	One-handle kitchen with pullout spout	6	6.36
CA40519SL	249.15	Stainless	• 1.5 gpm (5.7 lpm)	6	6.38
CA40519OWB	299.10	Old World Bronze	• Lever handle • 1- or 3-hole application • 1/2" IPS connections	6	6.30

TWO-HANDLE



CA41611	99.85	Chrome	Two-handle high-arc kitchen	6	4.78
41611CSL	136.95	Classic Stainless	• 1.5 gpm (5.7 lpm)	6	5.03
CA41611OWB	164.45	Old World Bronze	• Lever handles • 3-hole application • 1/2" IPS connections	6	4.84



CA41613	117.05	Chrome	Two-handle high-arc kitchen with	6	5.28
41613CSL	154.50	Classic Stainless	matching side spray	6	5.66
CA41613OWB	185.50	Old World Bronze	• 1.5 gpm (5.7 lpm) • Lever handles • 4-hole application • 1/2" IPS connections • Quick-connect side spray installation	6	5.30

Capstone

CFG Advantage

PVD FINISHES

Our PVD finishes help protect the environment while maintaining aesthetics and reducing maintenance and tarnish issues. Available in Stainless, Classic Stainless and Brushed Nickel finishes, PVD technology ensures long-lasting great looks.

Bath

Faucets

TWO-HANDLE




MODEL NO.	LIST PRICE	FINISH	DESCRIPTION	CASE QTY.	WT. EA. LBS.
41217	132.05	Chrome	Two-handle high-arc lav	6	4.40
41217BN	178.10	Brushed Nickel	• Lever handles	6	4.10
41217OWB	211.70	Old World Bronze	• 50/50 waste assembly • 3-hole application • 1/2" IPS connections	6	4.69



CA41211	107.90	Chrome	Two-handle centerset lav	6	3.83
CA41211BN	147.10	Brushed Nickel	• Lever handles	6	3.83
CA41211OWB	176.50	Old World Bronze	• 50/50 waste assembly • 3-hole application • 1/2" IPS connections	6	3.90



CA41213	92.50	Chrome	Two-handle centerset lav	6	3.00
CA41213BN	130.25	Brushed Nickel	• Lever handles • No waste assembly • 3-hole application • 1/2" IPS connections	6	3.03



Capstone®

CFG Advantage

PRE-INSTALLED SHOWER VALVE CONNECTIONS

Available with a variety of pre-installed pipe-fitting connections, our valves reduce installation time and save you money.



Tub & Shower

Garden Tub



MODEL NO.	LIST PRICE	FINISH	DESCRIPTION	CASE QTY.	WT. EA. LBS.
T41411	89.20	Chrome	Garden tub trim kit	6	1.42
T41411BN	144.30	Brushed Nickel	• Lever handles	6	1.44
T41411OWB	192.05	Old World Bronze	• 3-hole application • 1/2" IPS connections	6	3.05



45801	87.85	—	Garden tub valve body	6	3.24
			• Accommodates up to 1.5" deck thickness		
			• Braided stainless steel connections to valve body		
			• Accommodates installation from 8"–16" on center		
			• 1/2" IPS connections		

Handheld Shower



40124	179.80	Chrome	3-function handheld shower	3	4.67
40124BN	229.45	Brushed Nickel	with 24" slide bar/grab bar	3	4.16
			• 2 spray patterns plus pause control		
			• 59" hose		
			• 1.5 gpm (5.7 lpm)		
			• Drop ell included		
			• Slide bar w/o installed handheld shower is ADA compliant		


Tub/Shower Trim


CAPSTONE CYCLING TRIM

	MODEL NO.	LIST PRICE	FINISH	DESCRIPTION	CASE QTY.	WT. EA. LBS.
	T41311C	64.40	Chrome	One-Handle – tub/shower trim	12	1.31
	T41311CBN	119.30	Brushed Nickel	kit for use with pressure-balancing	12	1.32
	T41311COWB	158.55	Old World Bronze	cycling valves • 2.5 gpm (9.5 lpm) • Escutcheon, head, arm, flange and zinc slip fit tub spout	12	2.81

	T41315C	51.25	Chrome	One-Handle – shower-only trim	12	0.846
	T41315CBN	108.55	Brushed Nickel	kit for use with pressure-balancing	12	0.87
	T41315COWB	144.30	Old World Bronze	cycling valves • 2.5 gpm (9.5 lpm) • Escutcheon, head, arm and flange	12	1.81

CAPSTONE WATER-SAVING CYCLING TRIM

	MODEL NO.	LIST PRICE	FINISH	DESCRIPTION	CASE QTY.	WT. EA. LBS.
	T41311CGR	75.50	Chrome	One-Handle – tub/shower trim	12	2.86
	T41311CBNGR	138.85	Brushed Nickel	kit for use with pressure-balancing	12	2.86
	T41311COWBGR	184.70	Old World Bronze	cycling valves • Water-saving showerhead • 1.75 gpm (6.65 lpm) • Escutcheon, head, arm, flange and zinc slip fit tub spout	12	2.77

	T41315CGR	62.45	Chrome	One-Handle – shower-only trim	12	1.84
	T41315CBNGR	128.20	Brushed Nickel	kit for use with pressure-balancing	12	1.84
	T41315COWBGR	170.50	Old World Bronze	cycling valves • Water-saving showerhead • 1.75 gpm (6.65 lpm) • Escutcheon, head, arm and flange	12	1.86

Tub/Shower Trim

CYCLING TRIM



MODEL NO.	LIST PRICE	FINISH	DESCRIPTION	CASE QTY.	WT. EA. LBS.
T41311NH	57.65	Chrome	One-Handle – tub/shower trim	12	2.59
T41311NHBN	106.35	Brushed Nickel	kit for use with pressure-balancing	12	2.59
T41311NHOWB	141.45	Old World Bronze	cycling valves	12	2.59
			• Escutcheon, lever handle, arm, flange and zinc slip fit tub spout		
			• Showerhead sold separately		



T41315NH	46.80	Chrome	One-Handle – shower-only trim	12	1.75
T41315NHBN	97.55	Brushed Nickel	kit for use with pressure-balancing	12	1.75
T41315NHOWB	129.70	Old World Bronze	cycling valves	12	1.75
			• Escutcheon, lever handle, arm and flange		
			• Showerhead sold separately		

SHOWERHEADS

8" shower arm sold separately. See page 73.



47401GR	40.00	Chrome	CFG 6½" Rainshower	12	0.89
47401GRBN	68.00	Brushed Nickel	• 1.75 gpm flow rate	12	0.89
47401GROWB	90.35	Old World Bronze		12	0.89



48401GR	40.00	Chrome	CFG Four-Function Showerhead	12	0.54
48401GRBN	68.00	Brushed Nickel	• 1.75 gpm flow rate	12	0.54
48401GROWB	90.35	Old World Bronze		12	0.54



42018GR15	20.55	Chrome	CFG Standard Showerhead	12	0.48
42018GR15BN	36.95	Brushed Nickel	• 1.5 gpm flow rate	12	0.48
42018GR15OWB	49.15	Old World Bronze		12	0.48

Tub/Shower Valves

CYCLING VALVES



MODEL NO.	LIST PRICE	OUTLET	DESCRIPTION	CASE QTY.	WT. EA. LBS.
45311	94.15	Male IPS/CC	Tub/Shower Valve – pressure-balancing	12	2.79
45317	94.15	Female IPS	in-wall cycling valve with shut-off stops	12	2.69
			<ul style="list-style-type: none"> • ½" connections • Point-of-use reversibility • Ceramic disc cartridge • Adjustable temperature limit stops • With check valves 		



45312	83.25	Male IPS/CC	Tub/Shower Valve – pressure-balancing	12	1.58
45318	83.25	Female IPS	in-wall cycling valve without shut-off stops	12	2.25
			<ul style="list-style-type: none"> • ½" connections • Point-of-use reversibility • Ceramic disc cartridge • With check valves 		



45313	115.50	Copper Tube	Tub/Shower Valve – pressure-balancing	12	3.07
			in-wall cycling valve without shut-off stops		
			<ul style="list-style-type: none"> • This item must be purchased in case quantity • Inlets – ½" PEX adapters, 90° elbow, pointing down • Shower outlet – ½" PEX adapter, straight • Ceramic disc cartridge • Adjustable temperature limit stops • With check valves 		



45319	111.40	Male IPS/CC	Tub/Shower Valve – pressure-balancing	6	2.77
			in-wall cycling valve without shut-off stops		
			<ul style="list-style-type: none"> • This item must be purchased in case quantity • Inlets – ½" PEX adapters, 90° elbow, pointing down • Shower outlet – ½" PEX adapter, straight • Ceramic disc cartridge • Adjustable temperature limit stops • With check valves 		



45320	121.75	Male IPS/CC	Tub/Shower Valve – pressure-balancing	6	3.00
			in-wall cycling valve with shut-off stops		
			<ul style="list-style-type: none"> • Inlets – ½" PEX adapters, 90° elbow, pointing down • Shower outlet – ½" PEX adapter, straight • Ceramic disc cartridge • With check valves 		



45321	109.85	Male CPVC	Tub/Shower Valve – pressure-balancing	6	3.53
			in-wall cycling valve with shut-off stops		
			<ul style="list-style-type: none"> • ½" connections • Point-of-use reversibility • Ceramic disc cartridge • Adjustable temperature limit stops • With check valves 		

Cornerstone®



Hardworking functionality
for maximum ROI.



From kitchen and bar to bath and laundry, Cornerstone faucets provide our best-value proposition making it ideal for renovation and replacement projects. Optional quick-install supply lines permit fast installation.

Greystar® Innovation Apartment Homes in Greenville, South Carolina, feature Cornerstone products.



TEN-YEAR **10** LIMITED WARRANTY



Chrome



Brushed
Nickel*



Classic
Stainless*



Stainless*

*All Brushed Nickel, Classic Stainless and Stainless faucets feature PVD technology.



Kitchen

Cornerstone®

CFG Advantage

QUICK-CONNECT SYSTEM

Standard on all kitchen faucets with side sprays, this installation system snaps hoses together with a telltale "click," so the installer can be assured the connection is secure.



Faucets

ONE-HANDLE



MODEL NO.	LIST PRICE	FINISH	DESCRIPTION	CASE QTY.	WT. EA. LBS.
CA40511	100.45	Chrome	One-handle kitchen	6	4.07
CA40511SL	130.55	Stainless	<ul style="list-style-type: none"> • 1.5 gpm (5.7 lpm) • Lever handle • 3-hole application • ½" IPS connections 	6	4.23



CA40512	108.75	Chrome	One-handle kitchen with flex supplies	6	4.40
CA40512SL	141.50	Stainless	<ul style="list-style-type: none"> • 1.5 gpm (5.7 lpm) • Lever handle • 3-hole application • Quick-install 24" flexible supply lines and ¾" connections 	6	4.45



CA40513	117.05	Chrome*	One-handle kitchen with side spray	6	5.09
CA40513C	124.10	Chrome**	<ul style="list-style-type: none"> • 1.5 gpm (5.7 lpm) 	6	4.83
CA40513SL	158.00	Stainless***	<ul style="list-style-type: none"> • Lever handle • 4-hole application • ½" IPS connections • Quick-connect side spray installation 	6	5.18

* Faucet comes with white side spray

** Faucet comes with matching chrome side spray

*** Faucet comes with matching stainless steel side spray



Faucets

ONE-HANDLE



MODEL NO.	LIST PRICE	FINISH	DESCRIPTION	CASE QTY.	WT. EA. LBS.
CA40513B	117.05	Chrome	One-handle kitchen with black side spray	6	5.0
			• 1.5 gpm (5.7 lpm)		
			• Lever handle		
			• 4-hole application		
			• 1/2" IPS connections		
			• Quick-connect side spray installation		



CA40514	129.95	Chrome*	One-handle kitchen with side spray	6	5.48
CA40514C	130.90	Chrome**	and flex supplies	6	4.93
			• 1.5 gpm (5.7 lpm)		
			• Lever handle		
			• 4-hole application		
			• Quick-install 24" flexible supply lines and 3/8" connections		
			• Quick-connect side spray installation		

*Faucet comes with white side spray

**Faucet comes with matching chrome side spray



CA40515	117.05	Chrome*	One-handle kitchen with	6	5.18
CA40515C	124.10	Chrome**	deck-mounted side spray	6	2.80
			• 1.5 gpm (5.7 lpm)		
			• Lever handle		
			• 3-hole application		
			• 1/2" IPS connections		
			• Quick-connect side spray installation		

*Faucet comes with white side spray

**Faucet comes with matching chrome side spray

Kitchen Faucets

TWO-HANDLE



MODEL NO.	LIST PRICE	FINISH	DESCRIPTION	CASE QTY.	WT. EA. LBS.
40617	99.85	Chrome	Two-handle high-arc kitchen	6	4.78
40617CSL	136.95	Classic Stainless	<ul style="list-style-type: none"> • 1.5 gpm (5.71 lpm) • Lever handles • 3-hole application 	6	4.58



40619	117.05	Chrome	Two-handle high-arc kitchen	6	5.28
40619CSL	154.50	Classic Stainless	with matching side spray <ul style="list-style-type: none"> • 1.5 gpm (5.71 lpm) • Lever handles • 4-hole application • Quick-connect side spray installation 	6	4.91



40616	88.45	Chrome	Two-handle kitchen	6	3.60
			<ul style="list-style-type: none"> • 1.5 gpm (5.71 lpm) • Lever handles • 3-hole application • 1/2" IPS connections 		



40618	105.90	Chrome	Two-handle kitchen with matching side spray	6	4.33
			<ul style="list-style-type: none"> • 1.5 gpm (5.71 lpm) • Lever handles • 4-hole application • 1/2" IPS connections • Quick-connect side spray installation 		



CA40611	76.70	Chrome	Two-handle kitchen	6	4.47
			<ul style="list-style-type: none"> • 1.5 gpm (5.71 lpm) • Lever handles • 3-hole application • 1/2" IPS connections 		



CA40613	88.75	Chrome	Two-handle kitchen with white side spray	6	3.88
			<ul style="list-style-type: none"> • 1.5 gpm (5.71 lpm) • Lever handles • 4-hole application • 1/2" IPS connections • Quick-connect side spray installation 		

Bar Faucets

TWO-HANDLE



MODEL NO.	LIST PRICE	FINISH	DESCRIPTION	CASE QTY.	WT. EA. LBS.
CA40811	71.60	Chrome	Two-handle bar faucet	6	2.28
			• 1.5 gpm (5.71 lpm)		
			• Lever handles		
			• 2-hole application		
			• 1/2" IPS connections		



CA40813	77.90	Chrome	Two-handle bar faucet	6	3.00
			• 1.5 gpm (5.71 lpm)		
			• Wing handles		
			• 2-hole application		
			• 1/2" IPS connections		

Laundry Faucet

TWO-HANDLE



40812	61.70	Chrome	Two-handle laundry faucet	6	2.48
			• 1.5 gpm (5.71 lpm)		
			• Lever handles		
			• 9" spout		
			• Stream straightener		
			• Garden hose adapter		
			• 2-hole application		
			• 1/2" IPS connections		



Bath

Cornerstone®

CFG Advantage

FLEXIBLE SUPPLIES

One-handle Cornerstone faucets have optional 24" flexible supply lines, pre-installed with a 3/8" connection, providing significant labor cost savings.



Faucets

ONE-HANDLE



MODEL NO.	LIST PRICE	FINISH	DESCRIPTION	CASE QTY.	WT. EA. LBS.
CA40710	105.95	Chrome	One-handle centerset lav with metal waste assembly	6	3.58
			• Lever handle		
			• 17-gauge brass waste assembly		
			• 3-hole application		
			• 1/2" IPS connections		



CA40718	118.35	Chrome	One-handle centerset lav with metal waste assembly	6	3.33
			• Lever handle		
			• 17-gauge brass waste assembly		
			• 3-hole application		
			• Quick-install 24" flexible supply lines and 3/8" connections		



CA40711	101.40	Chrome	One-handle centerset lav with	6	3.33
CA40711BN	130.40	Brushed Nickel	50/50 waste assembly	6	3.36
			• Lever handle		
			• 3-hole application		
			• 1/2" IPS connections		



Faucets

ONE-HANDLE



MODEL NO.	LIST PRICE	FINISH	DESCRIPTION	CASE QTY.	WT. EA. LBS.
CA40712	112.50	Chrome	One-handle centerset lav with	6	3.43
CA40712BN	146.30	Brushed Nickel	50/50 waste assembly	6	3.53
			• Lever handle		
			• 3-hole application		
			• Quick-install 24" flexible supply lines and 3/8" connections		



CA40717	86.25	Chrome	One-handle centerset lav without	6	2.65
CA40717BN	112.20	Brushed Nickel	waste assembly	6	2.66
			• Lever handle		
			• Lift rod hole with plug button		
			• 3-hole application		
			• 1/2" IPS connections		



CA40719	98.40	Chrome	One-handle centerset lav without	6	2.73
			waste assembly		
			• Lever handle		
			• Lift rod hole with plug button		
			• 3-hole application		
			• Quick-install 24" flexible supply lines and 3/8" connections		

Bath Faucets

TWO-HANDLE

	MODEL NO.	LIST PRICE	FINISH	DESCRIPTION	CASE QTY.	WT. EA. LBS.
	40225	96.90	Chrome	Two-handle centerset lav with	6	3.68
	40225BN	131.65	Brushed Nickel	50/50 waste assembly	6	3.48
				• Lever handles		
				• 3-hole application		
				• 1/2" IPS connections		
	40224	85.70	Chrome	Two-handle centerset lav without	6	2.93
				waste assembly		
				• Lever handles		
				• 3-hole application		
				• 1/2" IPS connections		
	CA40210	75.05	Chrome	Two-handle centerset lav with	6	3.76
				metal waste assembly		
				• Lever handles		
				• 17-gauge brass waste assembly		
				• 3-hole application		
				• 1/2" IPS connections		
	CA40211	69.65	Chrome	Two-handle centerset lav with	6	2.98
				50/50 waste assembly		
				• Lever handles		
				• 3-hole application		
				• 1/2" IPS connections		
	CA40213	55.75	Chrome	Two-handle centerset lav without	6	2.28
				waste assembly		
				• Lever handles		
				• Lift rod hole with plug button		
				• 3-hole application		
				• 1/2" IPS connections		





Cornerstone®

CFG Advantage

DIMENSION™ TUB/SHOWER VALVE

Thanks to our versatile valve body, a simple switch of the cartridge converts the valve from cycling to volume control. Perfect for multi-family housing, installation options are available for thick- and thin-wall and back-to-back applications.

Tub & Shower

Tub/Shower Trim

VOLUME CONTROL TRIM



MODEL NO.	LIST PRICE	FINISH	DESCRIPTION	CASE QTY.	WT. EA. LBS.
40311V	54.75	Chrome	One-Handle – tub/shower trim	12	2.51
40311VBN	98.55	Brushed Nickel	kit for use with pressure-balancing volume control valves	12	2.30
			• 2.5 gpm (9.51 lpm)		
			• Escutcheon, head, arm, flange and zinc slip fit tub spout		

WATER-SAVING VOLUME CONTROL TRIM



40311VGR	66.00	Chrome	One-Handle – tub/shower trim kit	12	2.60
40311VBNGR	118.85	Brushed Nickel	for use with pressure-balancing volume control valves	12	2.60
			• Water-saving showerhead		
			• 1.75 gpm (6.65 lpm)		
			• Escutcheon, head, arm, flange and zinc slip fit tub spout		

Tub/Shower Valves

VOLUME CONTROL VALVES



MODEL NO.	LIST PRICE	OUTLET	DESCRIPTION	CASE QTY.	WT. EA. LBS.
45511	107.80	Male IPS/CC	Tub/Shower Valve – pressure-balancing in-wall volume control valve with shut-off stops	12	2.78
			• Ceramic disc cartridge		
			• Adjustable temperature limit stops		
			• Temperature control with flow control		
			• With check valves		







45513	122.75	Copper Tube	Tub/Shower Valve – pressure-balancing in-wall volume control valve without shut-off stops	12	3.24
			• This item must be purchased in case quantity		
			• Inlets – ½" PEX adapters, 90° elbow, pointing down		
			• Shower outlet – ½" PEX adapter, straight		
			• Ceramic disc cartridge		
			• Adjustable temperature limit stops		
			• Temperature control with flow control		
			• With check valves		



45514	117.65	Brass Plug	Shower Valve – pressure-balancing in-wall volume control valve without shut-off stops	12	2.79
			• This item must be purchased in case quantity		
			• Inlets – ½" PEX adapters, 90° elbow, pointing down		
			• Ceramic disc cartridge		
			• Adjustable temperature limit stops		
			• Temperature control with flow control		
			• With check valves		

Tub/Shower Trim & Valves

CYCLING TRIM

	MODEL NO.	LIST PRICE	FINISH	DESCRIPTION	CASE QTY.	WT. EA. LBS.
	40311C	54.75	Chrome	One-Handle – tub/shower trim kit	12	2.58
	40311CBN	98.55	Brushed Nickel	for use with pressure-balancing cycling valves	12	2.10
				• 2.5 gpm (9.5 lpm)		
				• Escutcheon, head, arm, flange and zinc slip fit tub spout		
	40314C	54.75	Chrome	One-Handle – tub/shower trim kit	12	2.44
				for use with pressure-balancing cycling valves		
				• 2.5 gpm (9.5 lpm)		
				• Escutcheon, head, arm, flange and zinc IPS tub spout		
	40315C	36.95	Chrome	One-Handle – shower-only trim kit	12	1.52
	40315CBN	73.95	Brushed Nickel	for use with pressure-balancing cycling valves	12	1.48
				• 2.5 gpm (9.5 lpm)		
				• Escutcheon, handle, head, arm and flange		
	40316C	27.25	Chrome	One-Handle – tub/shower trim	12	1.30
	40316CBN	49.05	Brushed Nickel	for use with pressure-balancing cycling valves	12	0.95
				• Escutcheon and handle		

Tub/Shower Trim & Valves

WATER-SAVING CYCLING TRIM



MODEL NO.	LIST PRICE	FINISH	DESCRIPTION	CASE QTY.	WT. EA. LBS.
40311CGR	64.25	Chrome	One-Handle – tub/shower trim kit	12	2.60
40311CBNGR	115.60	Brushed Nickel	for use with pressure-balancing cycling valves	12	2.60
			• Water-saving showerhead		
			• 1.75 gpm (6.65 lpm)		
			• Escutcheon, head, arm, flange and zinc slip fit tub spout		



40315CGR	50.90	Chrome	One-Handle – shower-only trim kit	12	1.74
40315CBNGR	91.60	Brushed Nickel	for use with pressure-balancing cycling valves	12	1.75
			• Water-saving showerhead		
			• 1.75 gpm (6.65 lpm)		
			• Escutcheon, handle, head, arm and flange		

Tub/Shower Valves

CYCLING VALVES



MODEL NO.	LIST PRICE	OUTLET	DESCRIPTION	CASE QTY.	WT. EA. LBS.
45311	94.15	Male IPS/CC	Tub/Shower Valve – pressure-balancing	12	2.79
45317	94.15	Female IPS	in-wall cycling valve with shut-off stops	12	2.69
			• 1/2" connections		
			• Point-of-use reversibility		
			• Ceramic disc cartridge		
			• Adjustable temperature limit stops		
			• With check valves		



45312	83.25	Male IPS/CC	Tub/Shower Valve – pressure-balancing	12	1.58
45318	83.25	Female IPS	in-wall cycling valve without shut-off stops	12	2.25
			• 1/2" connections		
			• Point-of-use reversibility		
			• Ceramic disc cartridge		
			• Adjustable temperature limit stops		
			• With check valves		



45313	115.50	Copper Tube	Tub/Shower Valve – pressure-balancing	12	3.07
			in-wall cycling valve without shut-off stops		
			• This item must be purchased in case quantity		
			• Inlets – 1/2" PEX adapters, 90° elbow, pointing down		
			• Shower outlet – 1/2" PEX adapter, straight		
			• Tub outlet – 8" x 7" copper tube		
			• Ceramic disc cartridge		
			• Adjustable temperature limit stops		
			• With check valves		

Tub/Shower Valves

CYCLING VALVES



MODEL NO.	LIST PRICE	OUTLET	DESCRIPTION	CASE QTY.	WT. EA. LBS.
45319	111.40	Male IPS/CC	Tub/Shower Valve – pressure-balancing in-wall cycling valve without shut-off stops	6	2.77
			<ul style="list-style-type: none"> • This item must be purchased in case quantity • Inlets – ½" PEX adapters, 90° elbow, pointing down • Shower outlet – ½" PEX adapter, straight • Ceramic disc cartridge • Adjustable temperature limit stops • With check valves 		



45320	121.75	Male IPS/CC	Tub/Shower Valve – pressure-balancing in-wall cycling valve with shut-off stops	6	3.00
			<ul style="list-style-type: none"> • Inlets – ½" PEX adapters, 90° elbow, pointing down • Shower outlet – ½" PEX adapter, straight • Ceramic disc cartridge • Adjustable temperature limit stops • With check valves 		



45321	109.85	Male CPVC	Tub/Shower Valve – pressure-balancing in-wall cycling valve with shut-off stops	6	3.53
			<ul style="list-style-type: none"> • ½" connections • Point-of-use reversibility • Ceramic disc cartridge • Adjustable temperature limit stops • With check valves 		

Flagstone®



One-handle classic faucets.



Keeping it simple, our Flagstone faucets for kitchen and bath deliver functional style and quality at a great price.

**Charter Properties Inc. Pavilion Village Apartments
in Charlotte, North Carolina, feature Flagstone products.**



ONE-YEAR ¹ LIMITED WARRANTY



Chrome



Flagstone®

CFG Advantage

ONE-HANDLE FAUCETS

Our affordable one-handle Flagstone kitchen faucets ensure you can count on CFG's performance, partnership and people in any property.

Kitchen Faucets

ONE-HANDLE



MODEL NO.	LIST PRICE	FINISH	DESCRIPTION	CASE QTY.	WT. EA. LBS.
CA47511	69.50	Chrome	One-handle kitchen	6	4.10
			• 1.5 gpm (5.7 lpm)		
			• Lever handle		
			• 3-hole application		
			• ½" IPS connections		



CA47513	84.05	Chrome	One-handle kitchen with white side spray	6	5.06
			• 1.5 gpm (5.7 lpm)		
			• Lever handle		
			• 4-hole application		
			• ½" IPS connections		
			• Quick-connect side spray installation		



CA47513B	81.60	Chrome	One-handle kitchen with black side spray	6	5.06
			• 1.5 gpm (5.7 lpm)		
			• Lever handle		
			• 4-hole application		
			• ½" IPS connections		
			• Quick-connect side spray installation		



Bath

Flagstone

CFG Advantage

WATERSENSE® CERTIFICATION

Each lavatory faucet we make is WaterSense certified for performance and efficiency, featuring a 1.2 gpm flow rate and delivering savings of up to 45% compared to a standard 2.2 gpm flow rate.



Bath Faucets

ONE-HANDLE



MODEL NO.	LIST PRICE	FINISH	DESCRIPTION	CASE QTY.	WT. EA. LBS.
CA47711L	69.75	Chrome	One-handle center set lav with 50/50 waste assembly	6	3.23
			• Lever handle		
			• 3-hole application		
			• 1/2" IPS connections		



CA47713L	59.90	Chrome	One-handle center set lav without waste assembly	6	1.04
			• Lever handle		
			• Lift rod hole		
			• 3-hole application		
			• 1/2" IPS connections		

Service Parts & Additional Components



All the elements that improve your bottom line.

Our full line of service parts and accessories ensures you have all you need for installing and maintaining our fixtures, with every item readily available and backed by our excellent service and limited warranties.

This section is organized into two main categories — Universal Parts and Product Line Specific. The Universal Parts are grouped first by main components such as cartridges and aerators followed by those specific to an application such as kitchen, bath, and tub and shower. Components that are designed specifically for a Product Line are then listed by application.

Universal Service Parts

ALL FAUCETS



MODEL NO.	LIST PRICE	FINISH	DESCRIPTION	CASE QTY.	WT. EA. LBS.
40024	5.15	—	O-ring set	400	0.01

- 2 O-rings, 2 bearing rings



44024	5.15	—	O-ring set	20	0.12
-------	------	---	------------	----	------

- 2 O-rings, 2 bearing rings



42010	10.15	—	Two-handle (below the deck)	25	0.32
-------	-------	---	-----------------------------	----	------

installation hardware

- 4 mounting nuts, 2 washers, 2 mounting clips, 2 brass cone union nuts



40001	4.95	—	One-handle hardware	100	0.01
-------	------	---	---------------------	-----	------

- 1 red/blue plug button, 1 handle set screw
- Used in all one-handle products



40004	7.60	Chrome	One-handle (below the deck)	100	0.21
-------	------	--------	-----------------------------	-----	------

installation hardware

- 2 mounting studs, 2 clamps, 2 spacers, 2 hex nuts
- Used in one-handle products



40010	5.95	Chrome	Two-handle (below the deck)	50	0.60
-------	------	--------	-----------------------------	----	------

installation hardware

- 2 mounting nuts, 2 hex nuts

UNIVERSAL – KITCHEN



41002	3.25	Chrome	Escutcheon screws for tub/shower trim	40	0.04
-------	------	--------	---------------------------------------	----	------

41002BN	5.00	Brushed Nickel	• (2) 2½" screws	40	0.04
---------	------	----------------	------------------	----	------

41002OWB	5.85	Old World Bronze		50	0.04
----------	------	------------------	--	----	------



42041	21.50	Chrome	Spout escutcheon	12	0.60
-------	-------	--------	------------------	----	------

42041CSL	31.40	Classic Stainless	• 1-hole spout escutcheon and gasket	12	0.62
----------	-------	-------------------	--------------------------------------	----	------

Universal Service Parts – Faucets

CARTRIDGES



MODEL NO.	LIST PRICE	FINISH	DESCRIPTION	CASE QTY.	WT. EA. LBS.
40002	15.10	—	Ceramic disc cartridge, used in one-handle kitchen and bath products	50	0.12
			• 35 mm		
			• Bagged		



40104	17.55	—	Ceramic disc cartridge, used in one-handle kitchen and bath products	50	0.13
			• 35 mm		
			• Temperature limit stop		
			• Bagged		



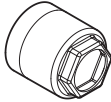


40008	12.15	—	Ceramic Disc Cartridge – two-handle (hot-red)	50	0.08
			• 28 mm		
			• Bagged		



40009	12.15	—	Ceramic Disc Cartridge – two-handle (cold-blue)	50	0.69
			• 28 mm		
			• Bagged		

Universal Service Parts – Faucets

CARTRIDGES

	MODEL NO.	LIST PRICE	FINISH	DESCRIPTION	CASE QTY.	WT. EA. LBS.
	162203	13.10	—	Cartridge cap and nut kit	12	0.26
	40106	13.30	—	Cartridge installation tool	50	0.40
				<ul style="list-style-type: none"> • Works on shower valves and one-handle kitchen faucets 		
	140998	11.30	—	Cartridge nut service kit	20	0.10
				<ul style="list-style-type: none"> • Composite cartridge nut • For use on select one-handle faucets using 35 mm cartridges – check the model parts page 		
				Requires Moen Purchase Order		

Universal Service Parts – Faucets

AERATORS



MODEL NO.	LIST PRICE	FINISH	DESCRIPTION	CASE QTY.	WT. EA. LBS.
40003	4.60	Chrome	Aerator for lav products and	100	0.04
40003BN	7.20	Brushed Nickel	Baystone® one-handle kitchen	100	0.04
40003CSL	7.00	Classic Stainless	• 1 male aerator • 2.2 gpm flow rate	100	0.03




40011	4.60	Chrome	Aerator for kitchen products	144	0.04
40011SL	7.20	Stainless	• 1 female aerator • 2.2 gpm flow rate	144	0.04



40023	4.60	Chrome	Garden tub stream straightener	144	0.06
40023BN	7.00	Brushed Nickel	• 1 male stream straightener	144	0.07
40023OWB	8.40	Old World Bronze		50	0.06







40087	13.70	Chrome	Aerator for kitchen products	50	0.10
40087SL	21.20	Stainless	• 2.2 gpm flow rate	72	0.10
40087OWB	24.85	Old World Bronze		50	0.08



40041	9.55	Chrome	Aerator kit	20	0.11
40041CSL	13.90	Classic Stainless		20	0.11
40041OWB	15.25	Old World Bronze		20	0.10








Universal Service Parts – Faucets

AERATORS

	MODEL NO.	LIST PRICE	FINISH	DESCRIPTION	CASE QTY.	WT. EA. LBS.
	41001	5.85	—	Flow-optimized check valve	25	0.02
				• For use with 40519 series		
				• 1.75 gpm flow rate		
				• Up to 20% water savings		
	41003	4.60	Chrome	Aerator	100	0.04
	41003BN	7.20	Brushed Nickel	• 1 dual thread aerator	100	0.04
				• 1.5 gpm flow rate		
	44003	4.60	Chrome	Aerator for lav products	20	0.04
	44003CSL	6.55	Classic Stainless	• 1 male aerator	20	0.04
				• 1.5 gpm flow rate		
	44011	4.60	Chrome	Aerator for kitchen products	100	0.03
	44011CSL	7.00	Classic Stainless	• 1 female aerator	50	0.08
	44011SL	7.00	Stainless	• 1.5 gpm flow rate	100	0.04

Universal Service Parts – Kitchen

SPRAYERS

	MODEL NO.	LIST PRICE	FINISH	DESCRIPTION	CASE QTY.	WT. EA. LBS.
	40031	22.50	Black	Kitchen side spray replacement	12	0.48
				• Black spray handle, hose, hose guide, female thread		
	40078	22.50	White	Kitchen side spray replacement	12	0.47
				• White spray handle, hose hose guide, female thread		
	40083	42.25	Chrome	Kitchen side spray replacement	12	0.56
	40083SL	65.00	Stainless	• Spray handle, hose hose guide, female thread	12	0.58
	42083	41.30	Chrome	Kitchen side spray replacement	6	0.75
	42083CSL	63.60	Classic Stainless	• Spray handle, hose, hose guide	6	0.80
				• For use with quick-connect models		
	44031	22.50	Black	Kitchen side spray replacement	6	0.64
				• Black spray handle, hose, hose guide		
				• For use with quick-connect models		
	44078	22.50	White	Kitchen side spray replacement	6	0.80
				• White spray handle, hose hose guide		
				• For use with quick-connect models		
	44083	42.25	Chrome	Kitchen side spray replacement	6	0.85
	44083CSL	60.00	Classic Stainless	• Spray handle, hose, hose guide	6	0.50
	44083SL	65.00	Stainless	• For use with quick-connect models	6	0.80
	44083OWB	76.25	Old World Bronze		6	0.76

Universal Service Parts – Kitchen

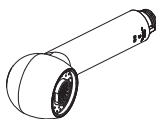
REPLACEMENT SPOUTS & WANDS



MODEL NO.	LIST PRICE	FINISH	DESCRIPTION	CASE QTY.	WT. EA. LBS.
40034	40.45	Chrome	Laundry spout assembly • 9" spout, nut, O-ring, retaining ring	6	0.50



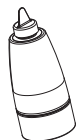
40040	41.85	Chrome	Spout kit	6	.59
-------	-------	--------	-----------	---	-----



40042	53.85	Chrome	Pullout spout	10	0.61
40042SL	82.95	Stainless	Pullout wand assembly	10	0.48
40042OWB	99.60	Old World Bronze		10	0.58




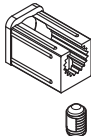
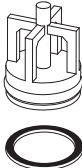
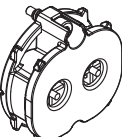
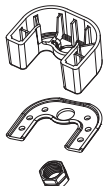
44039	44.20	Chrome	Kitchen spout assembly • One-handle Flagstone® kitchen faucets	6	0.75
-------	-------	--------	---	---	------



40043	27.80	Chrome	Wand kit	10	0.58
40043CSL	36.70	Classic Stainless		10	0.34

Universal Service Parts – Bath

MISCELLANEOUS

	MODEL NO.	LIST PRICE	FINISH	DESCRIPTION	CASE QTY.	WT. EA. LBS.
	41004	7.65	—	Diverter kit	20	0.12
	MODEL NO.	LIST PRICE	FINISH	DESCRIPTION	CASE QTY.	WT. EA. LBS.
	44079	5.85	—	Handle adapter	12	0.15
	MODEL NO.	LIST PRICE	FINISH	DESCRIPTION	CASE QTY.	WT. EA. LBS.
	44080	7.00	—	Check valve kit	20	0.13
	MODEL NO.	LIST PRICE	FINISH	DESCRIPTION	CASE QTY.	WT. EA. LBS.
	162202	16.35	—	Check valve kit	12	0.15
	MODEL NO.	LIST PRICE	FINISH	DESCRIPTION	CASE QTY.	WT. EA. LBS.
	42088	4.50	—	Spout (below the deck) installation hardware for widespread lav • 1 washer, 1 nut	25	0.15

Universal Service Parts – Bath

DRAINS




MODEL NO.	LIST PRICE	FINISH	DESCRIPTION	CASE QTY.	WT. EA. LBS.
40025	13.15	Chrome	Lav drain assemblies	18	1.03
40025BN	17.70	Brushed Nickel	• 50/50 waste assembly	12	0.94
40025OWB	28.45	Old World Bronze	• Pop up	6	1.07



40030	20.40	Chrome	Lav drain assemblies	12	1.30
40030BN	28.85	Brushed Nickel	• Waste assembly	12	1.22
40030OWB	41.40	Old World Bronze	• 17-gauge brass	6	1.33
			• Metal waste assembly		
			• Pop up		



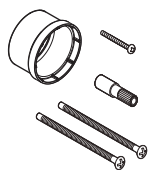
40037	21.35	Chrome	Lav drain assemblies	6	0.90
			• Grid strainer		
			• 17-gauge brass		
			• Overflow		
			• 1¼" diameter		



40601	15.65	Chrome	Drain assembly	12	0.458

Universal Service Parts – Tub & Shower

MISCELLANEOUS



MODEL NO.	LIST PRICE	FINISH	DESCRIPTION	CASE QTY.	WT. EA. LBS.
162205	15.10	Chrome	Tub/shower 1" extension kit	12	0.22
162205BN	22.75	Brushed Nickel	cycling valve for use with valves	12	0.21
162205OWB	27.30	Old World Bronze	since 2012	12	0.22



40073	15.10	Chrome	Tub/shower 1" extension kit	6	0.41
40073BN	23.25	Brushed Nickel	cycling valve for use on valves	48	3.00
40073OWB	27.30	Old World Bronze	pre-dating 2012	6	0.53
			• 1" sleeve extension, 1" stem extension, (2) 3½" screws		



40079	4.60	—	Cycling valve handle adapter	500	0.05
			• Decreases "overcrank"		
			• Minimizes replacement costs		



40056	34.75	—	Bracket assembly for 3-function handheld	12	0.46
-------	-------	---	--	----	------



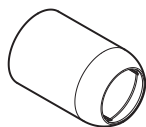
40092	12.25	Chrome	Handle sleeve for shower trim kits	48	0.20
40092BN	18.95	Brushed Nickel	pre-dating February 2013	6	0.20
40092OWB	22.15	Old World Bronze		6	0.26

Universal Service Parts – Tub & Shower

MISCELLANEOUS



MODEL NO.	LIST PRICE	FINISH	DESCRIPTION	CASE QTY.	WT. EA. LBS.
40913	54.65	Chrome	Installation kit	6	1.91
40913BN	81.20	Brushed Nickel	<ul style="list-style-type: none"> • Remodel cover plate • Outside dimension 13¼" × 7¼" • Diameter of opening 5½" 	6	1.85



162204	12.40	Chrome	Handle sleeve for shower trim kits	12	0.16
162204BN	18.80	Brushed Nickel	post February 2013	6	0.20
162204OWB	22.50	Old World Bronze		6	0.10



40020	11.30	—	Installation kit	72	0.38
			Garden tub mounting hardware		
			<ul style="list-style-type: none"> • 4 washers, 2 locking nuts, 2 brass cone union nuts, 3 nuts 		

Universal Service Parts – Tub & Shower

REPLACEMENT CARTRIDGES



MODEL NO.	LIST PRICE	FINISH	DESCRIPTION	CASE QTY.	WT. EA. LBS.
40017	18.05	—	Ceramic disc for non-pressure-balancing tub/shower	50	0.12
			• 40 mm		
			• Bagged		



40068	46.75	—	Volume control ceramic disc cartridge for pressure-balancing tub/shower	50	0.24
			• Integrated pressure-balancing spool		
			• 40 mm		
			• Bagged		
			• Cartridge nut		



40069	39.20	—	Cycling ceramic disc cartridge for pressure-balancing tub/shower	50	0.28
			• Integrated pressure-balancing spool		
			• 40 mm		
			• Bagged		
			• Cartridge nut		

Universal Service Parts – Tub & Shower

SHOWERHEADS & SPOUTS



MODEL NO.	LIST PRICE	FINISH	DESCRIPTION	CASE QTY.	WT. EA. LBS.
40077	16.15	Chrome	Showerhead, arm and flange	12	0.73
40077BN	25.40	Brushed Nickel	<ul style="list-style-type: none"> • 2.5 gpm (9.5 lpm) • Locking shower arm for thin-wall applications • For use with volume control and cycling valves 	12	0.71



40911	16.65	Chrome	Diverter tub spout	12	0.91
40911BN	27.40	Brushed Nickel	<ul style="list-style-type: none"> • Zinc • 5½" slip fit • For use with volume control and cycling valves 	12	0.92



40914	16.65	Chrome	Diverter tub spout	12	0.77
40914BN	27.40	Brushed Nickel	<ul style="list-style-type: none"> • Zinc • 5½" IPS • For use with volume control and cycling valves 	12	0.80



41911	17.20	Chrome	Diverter tub spout	12	0.91
41911BN	28.20	Brushed Nickel	• Zinc	12	0.91
41911OWB	45.95	Old World Bronze	<ul style="list-style-type: none"> • 5½" slip fit • For use with volume control and cycling valves 	12	1.21

SHOWER ARMS



MODEL NO.	LIST PRICE	FINISH	DESCRIPTION	CASE QTY.	WT. EA. LBS.
44070CH	15.95	Chrome	8" bent shower arm	12	0.47
44070BN	19.75	Brushed Nickel		12	0.47
44070OWB	25.00	Old World Bronze		12	0.47

Valves & Trim

CFG Valves Feature

- High-quality ceramic disc technology for reliability and easy maintenance
- Self-contained, pressure-balancing spool is upstream of the water shutoff, minimizing sticking
- Multiple built-in plumbing connection options available
- Optional IPS and CC connections in the same valve
- Prefabricated valves with PEX and CPVC available — use to eliminate sweating!
- Thin profile for a variety of wall applications — fits in 2" x 3" stud walls
- Upgrade from cycling to volume control without replacing the valve. Either cartridge fits into the valve body

Pressure-Balancing

No more drastic temperature changes in the shower when the toilet flushes. CFG pressure-balancing in-wall valves adjust automatically to changes in water line pressure to keep shower temperature constant and comfortable. Water temperature remains within $\pm 3^{\circ}\text{F}$ [1°C] of the set temperature, despite demand elsewhere in the system.

CFG Cycling Valves

- Cycling valves feature point-of-use reversibility — great for back-to-back multi-family applications
- Handle rotates from cold to hot to control the temperature of the water

CFG Volume Control Valves

- Volume control valves allow users to control both the temperature and the amount of water
- Handle pulls out to adjust flow and rotates to control temperature

CFG Tub and Shower Trims

- Tub/Shower, shower-only and valve-only trim kits available to be paired with CFG valves
- Feature stainless steel construction and interior/exterior gaskets and weep hole
- Red and blue molded in color, heat-staked temperature indicators that withstand harsh abrasives
- ADA compliant

Shower Valves At-A-Glance

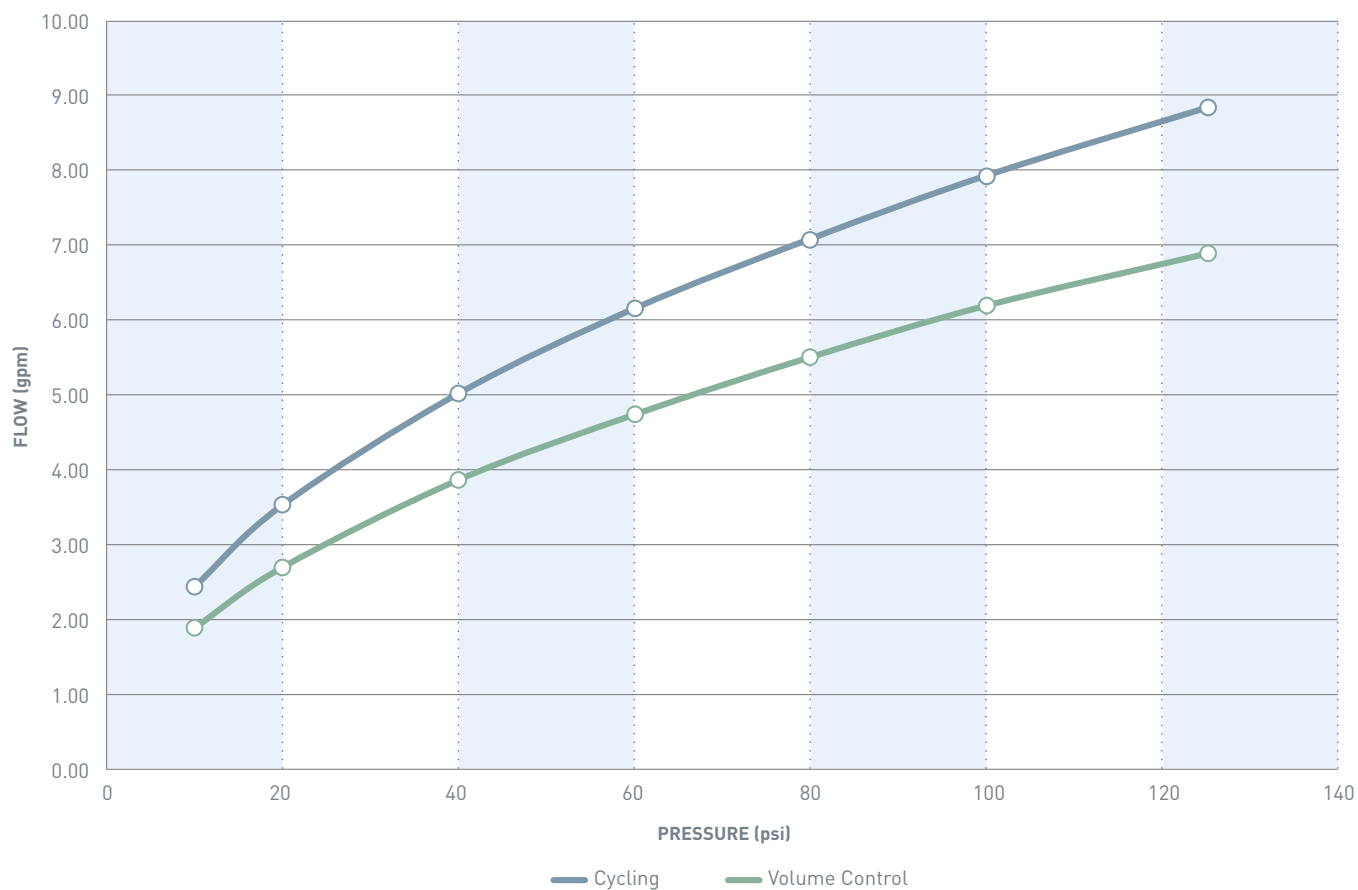
All CFG shower valves feature pressure-balancing ceramic disc cartridges with an adjustable temperature limit stop, allowing users to control the maximum hot water temperature to prevent scalding.

Cycling Valves (with back-to-back installation capability)



MODEL NO.	45311	45312	45317	45318	45319	45313
Inlet Connection Type	Male IPS/CC	Male IPS/CC	Female IPS	Female IPS	PEX	PEX
Shut-off Stop?	Yes	No	Yes	No	No	No
Tub Outlet	NA	NA	NA	NA	NA	8" x 7" Copper Tube

Shower Valve/Flow vs. Pressure



Volume Control* Valves



MODEL NO.

45320**45321****45511****45514****45513**

Inlet Connection Type

PEX

CPVC

Male IPS/CC

PEX

PEX

Shut-off Stop?

Yes

Yes

Yes

No

No

Tub Outlet

NA

NA

½" Male IPS/CC

Brass Plug

8" x 7"
Copper Tube

*For Use with Cornerstone® Volume Control Trim Only (pg. 50)

Product Line Specific – Edgestone®

ESCUTCHEON KITS (POST 2013) – EDGESTONE & CAPSTONE® TUB & SHOWER



MODEL NO.	LIST PRICE	FINISH	DESCRIPTION	CASE QTY.	WT. EA. LBS.
168147	23.80	Chrome	Escutcheon kit, cycling	12	0.49
168147BN	33.20	Brushed Nickel		12	0.54
168147OWB	36.50	Old World Bronze		12	0.48

TUB & SHOWER – EDGESTONE ACCESSORIES



46401GR	21.75	Chrome	Showerhead	12	0.50
46401BNGR	36.45	Brushed Nickel	• 1.75 gpm (6.65 lpm)	12	0.50

Product Line Specific – Baystone

REPLACEMENT HANDLES & INSERTS – BAYSTONE ALL FAUCETS



42084	7.20	Chrome	Handle cap replacement kit	50	0.018
42084BN	11.10	Brushed Nickel	• Two-handle centerset faucets • Handle cap, 1 red color ring, 1 blue color ring, 1 screw	50	0.005

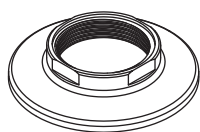


42085	23.80	Chrome	Handle replacement kit	6	0.167
42085BN	36.70	Brushed Nickel	• Two-handle faucets • Handle, cap, 1 red color ring, 1 blue color ring, 1 screw	6	0.60

REPLACEMENT HANDLES & INSERTS – BAYSTONE KITCHEN



42013	19.25	Chrome	Handle Assembly – one-handle kitchen	6	0.70
42013CSL	28.85	Classic Stainless	• 1 lever handle, 1 red/blue plug button, 1 set screw	6	0.70

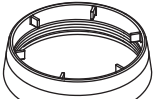



42022	8.80	Chrome	Handle escutcheon kit	12	0.25
42022BN	13.65	Brushed Nickel	• Handle escutcheon and gasket	12	0.25


Product Line Specific – Baystone®

AERATORS & MISCELLANEOUS – BAYSTONE KITCHEN


	MODEL NO.	LIST PRICE	FINISH	DESCRIPTION	CASE QTY.	WT. EA. LBS.
	42081	19.25	Chrome	Handle Assembly – one-handle pulldown	6	0.58
	42081CSL	28.85	Classic Stainless	• 1 lever handle, 1 red/blue plug button, 1 set screw	6	0.60


	42094	4.50	Chrome	Handle dome replacement kit for	12	0.12
	42094CSL	7.00	Classic Stainless	kitchen faucets	12	0.16


	131381	47.20	Chrome	Replacement hose for pulldown kitchen faucets	24	0.54
				Requires Moen Purchase Order		

	42040	19.25	Chrome	Spout escutcheon	12	0.37
	42040CSL	28.85	Classic Stainless		12	0.35

REPLACEMENT SPOUTS – BAYSTONE KITCHEN

	42039	44.20	Chrome	Kitchen spout assembly	6	1.15
	42039CSL	66.30	Classic Stainless	• 2 O-rings, 2 bearing rings • For one-handle kitchen faucets	6	1.20

	42082	27.80	Chrome	Replacement wand for pulldown	6	0.31
	42082CSL	36.70	Classic Stainless	kitchen faucet	6	0.38

	42086	29.70	Chrome	Spout Assembly – pulldown kitchen	6	1.30

Product Line Specific – Baystone®

REPLACEMENT HANDLES & INSERTS – BAYSTONE BATH



MODEL NO.	LIST PRICE	FINISH	DESCRIPTION	CASE QTY.	WT. EA. LBS.
42000	19.25	Chrome	Handle Assembly – one-handle lav	6	0.61
42000BN	28.85	Brushed Nickel	• 1 lever handle, 1 red/blue plug button, 1 set screw	6	0.60



42005	3.20	Chrome	Plug Button – one-handle lav	50	0.01
42005BN	4.50	Brushed Nickel	• For lift rod hole	50	0.01



42006	4.60	Chrome	Plug Button – two-handle lav	50	0.01
42006BN	5.85	Brushed Nickel	• For lift rod hole	50	0.002

AERATORS & MISCELLANEOUS – BAYSTONE BATH



42089	9.55	Chrome	Lift rod replacement for lav faucets	6	0.31
42089BN	14.60	Brushed Nickel		6	0.116

REPLACEMENT HANDLES & INSERTS – BAYSTONE TUB & SHOWER



42090	36.45	Chrome	Handle replacement kit for tub/shower	12	0.54
42090BN	56.00	Brushed Nickel	• Lever handle, set screw	12	0.54



42091BN	36.70	Brushed Nickel	Handle replacement kit for garden tub and widespread	6	0.60
			• Handle, cap, 1 red color ring, 1 blue color ring, 1 screw		

Product Line Specific – Baystone

ESCUTCHEON KITS (PRE-2013) – BAYSTONE & CORNERSTONE® TUB & SHOWER



MODEL NO.	LIST PRICE	FINISH	DESCRIPTION	CASE QTY.	WT. EA. LBS.
42068	21.50	Chrome	Escutcheon kit, volume control	12	0.55
42068BN	28.55	Brushed Nickel		12	0.47



42069	21.95	Chrome	Escutcheon kit, cycling	12	0.47
42069BN	28.55	Brushed Nickel		12	0.47

ESCUTCHEON KITS (POST 2013) – BAYSTONE & CORNERSTONE TUB & SHOWER



168190	24.95	Chrome	Escutcheon kit, cycling	12	0.40
168190BN	34.30	Brushed Nickel		12	0.40



168191	24.95	Chrome	Escutcheon kit, volume control	12	0.47
168191BN	34.30	Brushed Nickel		12	0.47

TUB & SHOWER – BAYSTONE ACCESSORIES



43018GR	21.20	Chrome	Showerhead	12	0.38
43018BNGR	36.80	Brushed Nickel	<ul style="list-style-type: none"> • 1.75 gpm (6.65 lpm) • Water-saving showerhead • ½" IPS connections 	12	0.36

Product Line Specific – Capstone®

REPLACEMENT HANDLES & INSERTS – CAPSTONE ALL FAUCETS



MODEL NO.	LIST PRICE	FINISH	DESCRIPTION	CASE QTY.	WT. EA. LBS.
40084	7.35	Chrome	Handle cap replacement kit for	100	0.01
40084SL	11.30	Stainless	two-handle faucets	100	0.002
40084OWB	13.50	Old World Bronze	• Handle cap, 1 red color ring, 1 blue color ring	50	0.01

REPLACEMENT HANDLES & INSERTS – CAPSTONE KITCHEN



40081	28.70	Chrome	One-handle kitchen assembly	6	0.56
40081SL	44.25	Stainless	• Lever handle	48	0.55
40081OWB	51.90	Old World Bronze	• Handle, 1 red/blue plug button, 1 set screw	6	0.61



40082	55.10	Chrome	Replacement wand for	10	0.48
40082SL	84.80	Stainless	pullout kitchen faucets	10	0.33
40082OWB	99.60	Old World Bronze		10	0.58



40085	24.30	Chrome	Handle replacement kit for	48	0.49
40085CSL	36.70	Classic Stainless	two-handle kitchen faucets	6	0.50
40085SL	37.50	Stainless	• Handle, cap, 1 red color ring,	48	1.21
40085OWB	44.05	Old World Bronze	1 blue color ring, 1 screw	6	0.60

AERATORS & MISCELLANEOUS – CAPSTONE KITCHEN



40093	36.65	Chrome	Replacement hose for pullout kitchen faucets	24	0.61
			• Stainless steel jacket		



40088	12.00	—	Mounting hardware for pullout kitchen	144	0.28
-------	-------	---	---------------------------------------	-----	------

Product Line Specific – Capstone

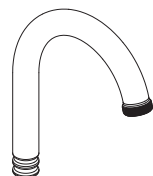
REPLACEMENT SPOUTS – CAPSTONE KITCHEN



MODEL NO.	LIST PRICE	FINISH	DESCRIPTION	CASE QTY.	WT. EA. LBS.
40049	34.15	Chrome	Plastic spout hub	12	0.14
40049BN	52.70	Brushed Nickel		12	0.17
40049OWB	63.15	Old World Bronze		12	0.18



40086	30.30	Chrome	Replacement spout assembly for	12	0.61
40086CSL	45.70	Classic Stainless	two-handle kitchen faucets	6	0.72
40086SL	45.70	Stainless		12	0.70
40086OWB	54.75	Old World Bronze		6	0.70



142052BN	47.05	Brushed Nickel	Spout	8	0.42
142052OWB	56.30	Old World Bronze	Spout	8	0.57

REPLACEMENT HANDLES & INSERTS – CAPSTONE BATH



40052	23.40	Chrome	Handle replacement kit for	6	0.56
40052BN	36.10	Brushed Nickel	two-handle lav faucets	6	0.56
40052OWB	43.30	Old World Bronze	• Handle and plug buttons	6	0.65

AERATORS & MISCELLANEOUS – CAPSTONE BATH



40053	16.70	Chrome	Bent lift rod	6	0.30
40053BN	25.85	Brushed Nickel		6	0.34
40053OWB	31.00	Old World Bronze		6	0.30



40089	9.80	Chrome	Lift rod replacement kit for	12	0.14
40089BN	14.95	Brushed Nickel	lav faucets	12	0.15
40089OWB	17.45	Old World Bronze		12	0.30

Product Line Specific – Capstone®

REPLACEMENT HANDLES & INSERTS – CAPSTONE TUB & SHOWER



MODEL NO.	LIST PRICE	FINISH	DESCRIPTION	CASE QTY.	WT. EA. LBS.
40090	37.20	Chrome	Handle replacement kit for	48	0.54
40090BN	57.30	Brushed Nickel	shower trim kits	48	0.55
40090OWB	67.30	Old World Bronze	• Handle, set screw, plug button	6	0.30



40091	24.30	Chrome	Handle replacement kit fo	6	0.54
40091BN	37.50	Brushed Nickel	garden tub trim kits	6	0.55
40091OWB	45.00	Old World Bronze	• Handle, cap, 1 red color ring, 1 blue color ring	6	0.31

AERATORS & MISCELLANEOUS – CAPSTONE TUB & SHOWER



155748	35.00	Chrome	59" hose	8	0.90
155748BN	50.85	Brushed Nickel	• 3-function handheld	8	0.93

Requires Moen Purchase Order

ESCUTCHEON KITS (PRE-2013) – CAPSTONE TUB & SHOWER



168145	20.35	Chrome	Escutcheon kit, cycling	12	0.49
168145BN	32.25	Brushed Nickel		12	0.52
168145OWB	34.20	Old World Bronze		12	0.53



168146	20.35	Chrome	Escutcheon kit, volume control	12	0.49
168146BN	32.25	Brushed Nickel		12	0.50
168146OWB	34.20	Old World Bronze		12	0.44

Product Line Specific – Capstone

ESCUTCHEON KITS (POST 2013) – CAPSTONE & EDGESTONE® TUB & SHOWER



MODEL NO.	LIST PRICE	FINISH	DESCRIPTION	CASE QTY.	WT. EA. LBS.
168147	23.80	Chrome	Escutcheon kit, cycling	12	0.49
168147BN	33.20	Brushed Nickel		12	0.54
168147OWB	36.50	Old World Bronze		12	0.48



168189	23.80	Chrome	Escutcheon kit, cycling	12	0.47
168189BN	33.20	Brushed Nickel		12	0.47
168189OWB	34.40	Old World Bronze		12	0.51





TUB & SHOWER – CAPSTONE ACCESSORIES



40055	40.50	Chrome	Handheld shower	6	0.82
40055BN	60.25	Brushed Nickel		6	0.65

Product Line Specific – Cornerstone®

REPLACEMENT HANDLES & INSERTS – CORNERSTONE ALL FAUCETS

	MODEL NO.	LIST PRICE	FINISH	DESCRIPTION	CASE QTY.	WT. EA. LBS.
	40005	5.75	—	Handle inserts, used in two-handle products • 1 red temperature indicator ring, 1 blue temperature indicator ring, 1 bezel cap	100	0.01
	40006	8.70	Chrome	Handle assembly, used in all two-handle products • 1 handle, 1 bezel cap, 1 handle screw, 1 red temperature indicator ring, 1 blue temperature indicator ring	36	0.20
	40044	21.05	Chrome	Zinc handle kit	6	0.57
	40044BN	32.45	Brushed Nickel		6	0.51
	40044CSL	20.95	Classic Stainless		6	0.51
	40045	4.75	—	Red/blue plug kit	20	0.03
	40038	16.65	Chrome	Handle Assembly – Two-handle wing for 4" centers • 1 handle and 1 handle screw, 1 red temperature indicator ring, 1 blue temperature indicator ring	12	0.51

REPLACEMENT HANDLES & INSERTS – CORNERSTONE KITCHEN


	40013	19.60	Chrome	Handle Assembly – one-handle kitchen	12	0.45
	40013SL	29.50	Stainless	• 1 handle, 1 red/blue plug button	48	0.44

Product Line Specific – Cornerstone

REPLACEMENT SPOUTS – CORNERSTONE KITCHEN

	MODEL NO.	LIST PRICE	FINISH	DESCRIPTION	CASE QTY.	WT. EA. LBS.
	40012	45.20	Chrome	One-handle spout kit (shorter hub)	6	0.83
				• Fits CA40511, CA40512		
				• 9" spout, 2 O-rings, 2 bearing rings		
	40039	45.20	Chrome	One-handle spout kit (taller hub)	6	1.20
	40039SL	66.30	Stainless	• Fits CA40511, CA40512, CA40513, CA40514, CA40515	6	1.18
	44012	45.20	Chrome	Two-handle spout kit	6	0.80
	44012CSL	68.20	Classic Stainless	• Fits CA40611, CA40613	6	0.78
				• 2 O-rings, 2 bearing rings		

REPLACEMENT HANDLES & INSERTS – CORNERSTONE BATH

	MODEL NO.	LIST PRICE	FINISH	DESCRIPTION	CASE QTY.	WT. EA. LBS.
	40000	19.60	Chrome	Handle assembly, used in	12	0.39
	40000BN	29.50	Brushed Nickel	one-handle lav products	48	0.38
				• 1 handle, 1 red/blue plug button, 1 set screw		

AERATORS & MISCELLANEOUS – CORNERSTONE BATH

	MODEL NO.	LIST PRICE	FINISH	DESCRIPTION	CASE QTY.	WT. EA. LBS.
	41089	9.55	Chrome	Lift rod replacement for lav faucets	12	0.30
	41089BN	14.60	Brushed Nickel		12	0.28

Product Line Specific – Cornerstone®

REPLACEMENT HANDLES & INSERTS – CORNERSTONE TUB & SHOWER



40071	19.60	Chrome	Handle Assembly – tub/shower cycling	6	0.50
40071BN	30.15	Brushed Nickel	<ul style="list-style-type: none"> • 1 handle and 1 handle screw, 	48	0.50
			1 chrome bezel cap, 1 red temperature indicator ring, 1 blue temperature indicator ring		



40015	19.60	Chrome	Handle Assembly – volume control	48	0.50
40015BN	30.15	Brushed Nickel	tub/shower	48	0.46
			<ul style="list-style-type: none"> • 1 red/blue plug button, 1 set screw • Used in one-handle volume control tub/shower products 		



44014	7.35	Chrome	Spout cap	25	0.30
			<ul style="list-style-type: none"> • Used in two-handle garden tub products 		



44038	16.35	Chrome	Handle Assembly – two-handle wing for garden tub	6	0.58
			<ul style="list-style-type: none"> • 1 handle and 1 handle screw, 1 chrome bezel cap, 1 red temperature indicator ring, 1 blue temperature indicator ring 		

Product Line Specific – Cornerstone

ESCUTCHEON KITS (PRE-2013) – CORNERSTONE & BAYSTONE® TUB & SHOWER



MODEL NO.	LIST PRICE	FINISH	DESCRIPTION	CASE QTY.	WT. EA. LBS.
42068	21.50	Chrome	Escutcheon kit, volume control	12	0.55
42068BN	28.55	Brushed Nickel		12	0.47



42069	21.95	Chrome	Escutcheon kit, cycling	12	0.47
42069BN	28.55	Brushed Nickel		12	0.47

ESCUTCHEON KITS (POST 2013) – CORNERSTONE & BAYSTONE TUB & SHOWER



168190	24.95	Chrome	Escutcheon kit, cycling	12	0.40
168190BN	34.30	Brushed Nickel		12	0.40



168191	24.95	Chrome	Escutcheon kit, volume control	12	0.47
168191BN	34.30	Brushed Nickel		12	0.47

Product Line Specific – Cornerstone®

TRIM – CORNERSTONE TUB & SHOWER (NO-HEAD OPTIONS)



MODEL NO.	LIST PRICE	FINISH	DESCRIPTION	CASE QTY.	WT. EA. LBS.
40311NHC	43.50	Chrome	Tub/shower cycling trim	12	2.06
40311NHCBN	80.80	Brushed Nickel	<ul style="list-style-type: none"> • Slip fit tub spout • Showerhead sold separately 	12	2.17

Product Line Specific – Capstone® & Cornerstone

TUB & SHOWER – CAPSTONE & CORNERSTONE ACCESSORIES



41916	15.55	Chrome	Showerhead	12	0.67
41916BN	26.35	Brushed Nickel	<ul style="list-style-type: none"> • 2.5 gpm (9.5 lpm) • 1 showerhead, arm and flange • For use with volume control and cycling valves 	12	0.69



42018GR	20.55	Chrome	Showerhead	12	0.48
42018BNGR	36.95	Brushed Nickel	<ul style="list-style-type: none"> • 1.75 gpm (6.65 lpm) • Water-saving showerhead • 1/2" IPS connections • 8" shower arm sold separately. See page 73. 	12	0.46



42018GR15	20.55	Chrome	Showerhead	12	0.48
42018GR15BN	36.95	Brushed Nickel	<ul style="list-style-type: none"> • 1.5 gpm (5.7 lpm) • Water-saving showerhead • 1/2" IPS connections • 8" shower arm sold separately. See page 73. 	12	0.48
42018GR15OWB	49.15	Old World Bronze		12	0.48



42916GR	25.20	Chrome	Showerhead	12	0.74
42916BNGR	45.35	Brushed Nickel	<ul style="list-style-type: none"> • 1.75 gpm (6.65 lpm) • Water-saving showerhead • 6" shower arm • Flange • 1/2" IPS connections 	12	0.74
42916OWBGR	52.25	Old World Bronze		12	0.97

Product Line Specific – Flagstone®

REPLACEMENT HANDLES & INSERTS – FLAGSTONE



MODEL NO.	LIST PRICE	FINISH	DESCRIPTION	CASE QTY.	WT. EA. LBS.
47000	19.60	Chrome	Handle Assembly – one-handle kitchen	6	0.48
			• 1 lever handle, 1 red/blue plug button, 1 set screw		



47001	19.60	Chrome	Handle Assembly – one-handle lav	48	0.46
			• 1 lever handle, 1 red/blue plug button, 1 set screw		



41007	44.20	Chrome	Spout Kit – one-handle kitchen	6	1.00
-------	-------	--------	--------------------------------	---	------

Suggested List Prices



Model No.	UPC Code	Case Qty.	List Price	Page No.
10154OWB	810475005390	20	20.85	–
155748	026508221433	8	35.00	82
155748BN	026508221440	8	50.85	82
40000	810475004737	12	19.60	85
40000BN	810475000692	48	29.50	85 85
40001	810475004744	100	4.95	61
40002	810475004751	50	15.10	62
40003	810475004768	100	4.60	64
40003BN	810475000432	100	7.20	64
40003CSL	810475003037	100	7.00	64
40004	810475004775	100	7.60	61
40005	810475004782	100	5.75	84
40006	810475004799	36	8.70	84
40008	810475004812	50	12.15	62
40009	810475004829	50	12.15	62
40010	810475004836	50	5.95	61
40011	810475004843	144	4.60	64

Model No.	UPC Code	Case Qty.	List Price	Page No.
40011SL	810475000708	144	7.20	64
40012	810475004850	6	45.20	85
40013	810475004867	12	19.60	84
40013SL	810475000722	48	29.50	84
40015	810475004881	48	19.60	86
40015BN	810475000845	48	30.15	86
40017	810475004904	50	18.05	72
40020	810475004935	72	11.30	71
40023	810475004966	144	4.60	64
40023BN	810475000418	144	7.00	64
40023OWB	810475001842	50	8.40	64
40024	810475004973	400	5.15	61
40025	810475004980	18	13.15	69
40025BN	810475000371	12	17.70	69
40025OWB	810475001859	6	28.45	69
40030	810475004638	12	20.40	69
40030BN	810475000760	12	28.85	69

Cleveland Faucet Group Suggested List Prices

Model No.	UPC Code	Case Qty.	List Price	Page No.
40030OWB	810475001866	6	41.40	69
40031	810475004652	12	22.50	66
40034	810475004683	6	40.45	67
40037	810475005734	6	21.35	69
40038	810475005789	12	16.65	84
40039	810475000739	6	45.20	85
40039SL	810475000746	6	66.30	85
40040	810475003518	6	41.85	67
40041	810475003525	20	9.55	64
40041CSL	810475005352	20	13.90	64
40041OWB	810475003532	20	15.25	64
40042	810475003556	10	53.85	67
40042SL	810475003570	10	82.95	67
40042OWB	810475003563	10	99.60	67
40043	810475003587	10	27.80	67
40043CSL	810475003594	10	36.70	67
40044	810475003891	6	21.05	84
40044BN	810475003907	6	32.45	84
40044CSL	810475003914	6	20.95	84
40045	810475003921	20	4.75	84
40049	810475003938	12	34.15	81
40049BN	810475003945	12	52.70	81
40049OWB	810475003952	12	63.15	81
40052	810475003969	6	23.40	81
40052BN	810475003976	6	36.10	81
40052OWB	810475003983	6	43.30	81
40053	810475003990	6	16.70	81
40053BN	810475004195	6	25.85	81
40053OWB	810475004263	6	31.00	81
40055	810475005291	6	40.50	83
40055BN	810475005307	6	60.25	83
40056	810475005314	12	34.75	70
40057	810475005628	100	2.85	-
40068	810475005642	50	46.75	72
40069	810475005659	50	39.20	72

Model No.	UPC Code	Case Qty.	List Price	Page No.
40071	810475005901	6	19.60	86
40071BN	810475000852	48	30.15	86
40073	810475005802	6	15.10	70
40073BN	810475000869	48	23.25	70
40073OWB	810475001873	6	27.30	70
40077	810475005673	12	16.15	73
40077BN	810475000883	12	25.40	73
40078	810475005864	12	22.50	66
40079	810475000012	500	4.60	70
40081	810475000258	6	28.70	80
40081SL	810475000456	48	44.25	80
40081OWB	810475001880	6	51.90	80
40082	810475000265	10	55.10	80
40082SL	810475000470	10	84.80	80
40082OWB	810475001897	10	99.60	80
40083	810475000272	12	42.25	66
40083SL	810475000487	12	65.00	66
40084	810475000289	100	7.35	80
40084SL	810475000494	100	11.30	80
40084OWB	810475001903	50	13.50	80
40085	810475000296	48	24.30	80
40085CSL	810475005321	6	36.70	80
40085SL	810475000500	48	37.50	80
40085OWB	810475001910	6	44.05	80
40086	810475000302	12	30.30	81
40086CSL	810475005338	6	45.70	81
40086SL	810475000517	12	45.70	81
40086OWB	810475001927	6	54.75	81
40087	810475000319	50	13.70	64
40087SL	810475000524	72	21.20	64
40087OWB	810475001934	50	24.85	64
40088	810475000326	144	12.00	80
40089	810475000333	12	9.80	81
40089BN	810475000388	12	14.95	81
40089OWB	810475001941	12	17.45	81

Cleveland Faucet Group

Suggested List Prices

Model No.	UPC Code	Case Qty.	List Price	Page No.
40090	810475000340	48	37.20	82
40090BN	810475000449	48	57.30	82
40090OWB	810475001958	6	67.30	82
40091	810475000357	6	24.30	82
40091BN	810475000395	6	37.50	82
40091OWB	810475001965	6	45.00	82
40092	810475000364	48	12.25	70
40092BN	810475000425	6	18.95	70
40092OWB	810475001972	6	22.15	70
40093	810475000531	24	36.65	80
40104	810475003440	50	17.55	62
40106	810475003457	50	13.30	63
40124	810475004997	3	179.80	36
40124BN	810475005000	3	229.45	36
40224	810475003655	6	85.70	48
40225	810475003679	6	96.90	48
40225BN	810475003686	6	131.65	48
40311C	810475005512	12	54.75	52
40311CBN	810475000777	12	98.55	52
40311CGR	810475000937	12	64.25	53
40311CBNGR	810475000920	12	115.60	53
40311NHC	810475005710	12	43.50	88
40311NHCBN	810475005635	12	80.80	88
40311V	810475005505	12	54.75	50
40311VBN	810475000784	12	98.55	50
40311VGR	810475000951	12	66.00	50
40311VBNGR	810475000944	12	118.85	50
40314C	810475005574	12	54.75	52
40315C	810475005598	12	36.95	52
40315CBN	810475000791	12	73.95	52
40315CGR	810475000975	12	50.90	53
40315CBNGR	810475000968	12	91.60	53
40316C	810475005482	12	27.25	52
40316CBN	810475000814	12	49.05	52
40601	810475003259	12	15.65	69

Model No.	UPC Code	Case Qty.	List Price	Page No.
40616	810475003693	6	88.45	44
40617	810475005970	6	99.85	44
40617CSL	810475005987	6	136.95	44
40618	810475003716	6	105.90	44
40619	810475005994	6	117.05	44
40619CSL	810475006021	6	154.50	44
40812	810475004164	6	61.70	45
40911	810475004706	12	16.65	73
40911BN	810475000890	12	27.40	73
40913	810475004720	6	54.65	71
40913BN	810475000838	6	81.20	71
40914	810475004645	12	16.65	73
40914BN	810475000906	12	27.40	73
41001	026508190814	25	5.85	65
41002	026508193020	40	3.25	61
41002BN	026508193037	40	5.00	61
41002OWB	810475001989	50	5.85	61
41003	810475001675	100	4.60	65
41003BN	810475001682	100	7.20	65
41004	810475001828	20	7.65	68
41007	810475003082	6	44.20	89
41089	810475003105	12	9.55	85
41089BN	810475003112	12	14.60	85
41217	810475003761	6	132.05	35
41217BN	810475003778	6	178.10	35
41217OWB	810475003785	6	211.70	35
41611CSL	810475005055	6	136.95	34
41613CSL	810475005062	6	154.50	34
41911	810475000135	12	17.20	73
41911BN	810475000142	12	28.20	73
41911OWB	810475001637	12	45.95	73
41916	810475000159	12	15.55	88
41916BN	810475000166	12	26.35	88
42000	810475002047	6	19.25	78
42000BN	810475002054	6	28.85	78

Cleveland Faucet Group

Suggested List Prices

Model No.	UPC Code	Case Qty.	List Price	Page No.
42005	810475002061	50	3.20	78
42005BN	810475002078	50	4.50	78
42006	810475002085	50	4.60	78
42006BN	810475002092	50	5.85	78
42010	810475002108	25	10.15	61
42013	810475002115	6	19.25	76
42013CSL	810475002122	6	28.85	76
42018GR	810475001019	12	20.55	88
42018BNGR	810475001002	12	36.95	88
42018GR15	810475005376	12	20.55	19, 30, 38, 88
42018GR15BN	810475005383	12	36.95	19, 30, 38, 88
42018GR15OWB	810475005369	12	49.15	19, 30, 38, 88
42022	810475002139	12	8.80	76
42022BN	810475002146	12	13.65	76
42039	810475002153	6	44.20	77
42039CSL	810475002160	6	66.30	77
42040	810475002177	12	19.25	77
42040CSL	810475002184	12	28.85	77
42041	810475002191	12	21.50	61
42041CSL	810475002207	12	31.40	61
42068	810475002214	12	21.50	79, 87
42068BN	810475002221	12	28.55	79, 87
42069	810475002238	12	21.95	79, 87
42069BN	810475002245	12	28.55	79, 87
42081	810475002252	6	19.25	77
42081CSL	810475002269	6	28.85	77
42082	810475002276	6	27.80	77
42082CSL	810475002283	6	36.70	77
42083	810475003143	6	41.30	66
42083CSL	810475003150	6	63.60	66
42084	810475002290	50	7.20	76
42084BN	810475002306	50	11.10	76
42085	810475002313	6	23.80	76
42085BN	810475002320	6	36.70	76
42086	810475003228	6	29.70	77

Model No.	UPC Code	Case Qty.	List Price	Page No.
42088	810475002337	25	4.50	68
42089	810475002344	6	9.55	78
42089BN	810475002351	6	14.60	78
42090	810475002368	12	36.45	78
42090BN	810475002375	12	56.00	78
42091BN	810475003020	6	36.70	78
42094	810475002382	12	4.50	77
42094CSL	810475002399	12	7.00	77
42916GR	810475001033	12	25.20	88
42916BNGR	810475001026	12	45.35	88
42916OWBGR	810475001743	12	52.25	88
43018GR	810475005048	12	21.20	79
43018BNGR	810475005031	12	36.80	79
44003	810475001514	20	4.60	65
44003CSL	810475003600	20	6.55	65
44011	810475002023	100	4.60	65
44011CSL	810475004386	50	7.00	65
44011SL	810475002030	100	7.00	65
44012	810475001392	6	45.20	85
44012CSL	810475004485	6	68.20	85
44014	810475001408	25	7.35	86
44024	810475001811	20	5.15	61
44031	810475001415	6	22.50	66
44038	810475002665	6	16.35	86
44039	810475001422	6	44.20	67
44070CH	810475006717	12	15.95	73
44070BN	810475006700	12	19.75	73
44070OWB	810475006724	12	25.00	73
44078	810475001453	6	22.50	66
44079	810475001804	12	5.85	68
44080	810475001491	20	7.00	68
44083	810475001460	6	42.25	66
44083CSL	810475003044	6	60.00	66
44083SL	810475001477	6	65.00	66
44083OWB	810475002009	6	76.25	66

Cleveland Faucet Group

Suggested List Prices

Model No.	UPC Code	Case Qty.	List Price	Page No.
45311	810475004591	12	94.15	20, 31, 39, 54
45312	810475005406	12	83.25	20, 31, 39, 54
45313	810475005567	12	115.50	20, 31, 39, 54
45317	810475006540	12	94.15	20, 31, 39, 54
45318	810475006557	12	83.25	20, 31, 39, 54
45319	810475000623	6	111.40	21, 31, 39, 55
45320	810475001538	6	121.75	21, 31, 39, 55
45321	810475001545	6	109.85	21, 31, 39, 55
45511	810475005413	12	107.80	51
45513	810475005536	12	122.75	51
45514	810475005543	12	117.65	51
45801	810475004584	6	87.85	36
46100	810475006069	6	151.20	16
46100BN	810475006083	6	206.00	16
46101	810475006090	6	148.30	17
46101BN	810475006106	6	203.65	17
46102	810475006113	6	163.25	17
46102BN	810475006120	6	218.05	17
46103	810475006397	6	137.40	17
46103BN	810475006403	6	192.30	17
46201	810475006137	3	223.90	16
46201CSL	810475006144	3	313.35	16
46301CGR	810475006168	12	66.45	18
46301CBNGR	810475006151	12	123.10	18
46302CGR	810475006182	12	53.10	18
46302CBNGR	810475006175	12	112.00	18
46401GR	810475006038	12	21.75	76
46401BNGR	810475006045	12	36.45	76
47000	810475007608	6	19.60	89
47001	810475007615	48	19.60	89
47401GR	810475006748	12	40.00	19, 30, 38
47401GRBN	810475006755	12	68.00	19, 30, 38
47401GROWB	810475006762	12	90.35	19, 30, 38
48401GR	810475006779	12	40.00	19, 30, 38
48401GRBN	810475006786	12	68.00	19, 30, 38

Model No.	UPC Code	Case Qty.	List Price	Page No.
48401GROWB	810475006793	12	90.35	19, 30, 38
116733BN	026508173862	20	16.70	–
116741BN	026508173930	12	54.85	–
131381	026508172612	24	47.20	77
140998	026508187272	20	11.30	63
142052BN	810475003877	8	47.05	81
142052OWB	810475003884	8	56.30	81
162202	810475003617	12	16.35	68
162203	810475003624	12	13.10	63
162204	810475003631	12	12.40	71
162204BN	810475005260	6	18.80	71
162204OWB	810475005277	6	22.50	71
162205	810475003648	12	15.10	70
162205BN	810475005017	12	22.75	70
162205OWB	810475005024	12	27.30	70
168145	810475005109	12	20.35	82
168145BN	810475005116	12	32.25	82
168145OWB	810475005123	12	34.20	82
168146	810475005130	12	20.35	82
168146BN	810475005147	12	32.25	82
168146OWB	810475005154	12	34.20	82
168147	810475005161	12	23.80	76, 83
168147BN	810475005178	12	33.20	76, 83
168147OWB	810475005185	12	36.50	76, 83
168189	810475005192	12	23.80	83
168189BN	810475005208	12	33.20	83
168189OWB	810475005215	12	34.40	83
168190	810475005222	12	24.95	79, 87
168190BN	810475005239	12	34.30	79, 87
168191	810475005246	12	24.95	79, 87
168191BN	810475005253	12	34.30	79, 87
174948CSL	810475006366	6	81.10	–
175388	810475006243	12	23.60	–
175388BN	810475006250	12	35.00	–
175389	810475006267	12	30.10	–

Cleveland Faucet Group Suggested List Prices

Model No.	UPC Code	Case Qty.	List Price	Page No.
175389BN	810475006274	12	49.25	-
175390	810475006281	6	28.40	-
175390BN	810475006298	6	39.05	-
175391	810475006304	6	13.05	-
175391BN	810475006311	6	15.95	-
175392	810475006328	6	46.75	-
175392CSL	810475006335	12	57.20	-
175992	810475006342	100	5.40	-
178071	810475006373	12	14.05	-
178071BN	810475006380	12	19.35	-
400100	810475006472	24	7.20	-
400101	810475006489	100	6.40	-
400102	810475006496	50	7.05	-
400103	810475006502	27	25.90	-
427249	810475006359	100	3.60	-
AT2199OWB	810475005499	12	8.85	-
CA40210	810475001088	6	75.05	48
CA40211	810475001095	6	69.65	48
CA40213	810475001101	6	55.75	48
CA40511	034584014504	6	100.45	42
CA40511SL	034584014511	6	130.55	42
CA40512	034584014528	6	108.75	42
CA40512SL	034584014535	6	141.50	42
CA40513	034584014542	6	117.05	42
CA40513B	034584014559	6	117.05	43
CA40513C	810475003402	6	124.10	42
CA40513SL	034584014566	6	158.00	42
CA40514	034584014573	6	129.95	43
CA40514C	810475003419	6	130.90	43
CA40515	034584014580	6	117.05	43
CA40515C	810475003426	6	124.10	43
CA40519	810475001293	6	189.95	34
CA40519SL	810475001309	6	249.15	34
CA40519OWB	810475001750	6	299.10	34
CA40611	810475001316	6	76.70	44

Model No.	UPC Code	Case Qty.	List Price	Page No.
CA40613	810475001323	6	88.75	44
CA40710	810475001194	6	105.95	46
CA40711	810475001200	6	101.40	46
CA40711BN	810475001217	6	130.40	46
CA40712	810475001224	6	112.50	47
CA40712BN	810475001231	6	146.30	47
CA40717	810475001248	6	86.25	47
CA40717BN	810475001255	6	112.20	47
CA40718	810475001262	6	118.35	46
CA40719	810475001569	6	98.40	47
CA40811	810475001118	6	71.60	45
CA40813	810475001507	6	77.90	45
CA41211	810475001125	6	107.90	35
CA41211BN	810475001132	6	147.10	35
CA41211OWB	810475001576	6	176.50	35
CA41213	810475001149	6	92.50	35
CA41213BN	810475001156	6	130.25	35
CA41611	810475001330	6	99.85	34
CA41611OWB	810475001590	6	164.45	34
CA41613	810475001354	6	117.05	34
CA41613OWB	810475001606	6	185.50	34
CA42111	810475002672	6	176.05	28
CA42111BN	810475002689	6	238.40	28
CA42211	810475002696	6	106.75	28
CA42211BN	810475002702	6	144.65	28
CA42213	810475002719	6	91.50	28
CA42213BN	810475002726	6	128.25	28
CA42511	810475002733	6	140.85	26
CA42511CSL	810475002740	6	193.30	26
CA42513	810475002771	6	162.90	26
CA42513CSL	810475002788	6	215.25	26
CA42519	810475002818	3	217.25	26
CA42519CSL	810475002825	3	285.10	26
CA42711	810475002832	6	153.75	27
CA42711BN	810475002849	6	208.35	27

Cleveland Faucet Group

Suggested List Prices

Model No.	UPC Code	Case Qty.	List Price	Page No.
CA42712	810475002856	6	166.00	27
CA42712BN	810475002863	6	220.50	27
CA42717	810475002870	6	139.70	27
CA47511	034584014603	6	69.50	58
CA47513	034584014610	6	84.05	58
CA47513B	810475001187	6	81.60	58
CA47711L	810475001279	6	69.75	59
CA47713L	810475001286	6	59.90	59
T41311C	810475000098	12	64.40	37
T41311CBN	810475000104	12	119.30	37
T41311CGR	810475001057	12	75.50	37
T41311CBNGR	810475001040	12	138.85	37
T41311COWB	810475001767	12	158.55	37
T41311COWBGR	810475001774	12	184.70	37
T41311NH	810475006694	12	57.65	38
T41311NHBN	810475006687	12	106.35	38
T41311NHOWB	810475006519	12	141.45	38
T41315C	810475000173	12	51.25	37
T41315CBN	810475000180	12	108.55	37
T41315CGR	810475001071	12	62.45	37
T41315CBNGR	810475001064	12	128.20	37
T41315COWB	810475001651	12	144.30	37
T41315COWBGR	810475001781	12	170.50	37
T41315NH	810475006526	12	46.80	38
T41315NHBN	810475006533	12	97.55	38
T41315NHOWB	810475006595	12	129.70	38
T41411	810475000111	6	89.20	36
T41411BN	810475000128	6	144.30	36
T41411OWB	810475001798	6	192.05	36
T42311C	810475002894	12	63.70	29
T42311CBN	810475002900	12	117.35	29
T42311CGR	810475002924	12	74.80	29
T42311CBNGR	810475002917	12	136.60	29
T42311NH	810475006601	12	57.05	30
T42311NHBN	810475006618	12	104.65	30

Model No.	UPC Code	Case Qty.	List Price	Page No.
T42315C	810475002931	12	51.55	29
T42315CBN	810475002948	12	106.75	29
T42315CGR	810475002962	12	61.75	30
T42315CBNGR	810475002955	12	126.10	30
T42315NH	810475006625	12	46.70	30
T42315NHBN	810475006632	12	95.95	30
T46301NH	810475006649	12	54.70	18
T46301NHBN	810475006656	12	101.40	18
T46302NH	810475006663	12	43.75	19
T46302NHBN	810475006670	12	92.30	19
YB4600CH	034584023704	50	16.55	23
YB4600BN	034584023711	50	20.15	23
YB4603CH	034584023728	50	7.05	22
YB4603BN	034584023735	50	9.90	22
YB4609CH	034584023742	50	14.75	22
YB4609BN	034584023759	50	17.20	22
YB4686CH	034584023766	50	14.25	22
YB4686BN	034584023773	50	17.35	22
YB4694CH	034584023780	50	4.10	23
YB4694BN	034584023797	50	4.75	23
YB4698CH	034584023803	50	3.15	23
YB4698BN	034584023810	50	3.70	23
YB8081	034584016836	-	10.90	22

Cleveland Faucet Group Notes





Delivering Real Value.

We're here for you every step of the way.

CFG provides you with customer service as exceptional as our products. From the moment you begin working with your sales representative, all the way through any warranty or maintenance questions you may have, we offer service you can count on. Your CFG sales representative will assist you through all stages of selecting, purchasing and installing products.

BEFORE INSTALLATION

1

Explore – If you need help finding an MRO supplier who sells CFG, please contact your sales representative or visit CFGonline.com.

2

Purchase – To place an order, please call 1-888-450-5522 or fax your order to 1-800-848-6636.

3

Track – To view your order status online or to check on product availability, visit CustomerNet.Moen.com. To enroll in CustomerNet, please call 1-888-450-5522 or email us at cncontacts@moen.com.

AFTER INSTALLATION

1

Info – The Customer Support section of CFGonline.com provides useful FAQs, spec sheets and other tools to answer any questions you may have.

2

Help – The CFG Support Line is available for troubleshooting or responding to your technical questions. Call 1-877-Moen-Pro (1-877-663-6776) about your CFG product.

3

Warranty – For warranty questions, please call 1-877-Moen-Pro (1-877-663-6776) or download a complete warranty for review at CFGonline.com.

Although descriptions are believed correct at publication approval, accuracy cannot be guaranteed.

CFG reserves the right to make product specification changes from time to time, without notice or obligation, and to change or discontinue models.

® Edgestone, Baystone, Capstone, Cleveland Faucet Group, Cornerstone, Flagstone and Moen are registered trademarks of Moen Incorporated.

™ Dimension and Pro-Fit are trademarks of Moen Incorporated.

Visit our website at
CFGonline.com

U.S. Headquarters:
Cleveland Faucet Group
25300 Al Moen Drive
North Olmsted, OH 44070-8022

1-800-BUY-MOEN

